

LOUISVILLE

MEN'S SOCCER

NCAA College Cup Appearances
2010

NCAA Championship Appearances
2007, 2008, 2009, 2010, 2011, 2012,
2013, 2014, 2016, 2017, 2018



LOUISVILLE RECORD

OVERALL: 5-4-2	LOSS-2
ACC: 1-3-1	LOSS-3
NON-CONFERENCE: 4-1-1	WIN-2
HOME: 4-1-1	WIN-1
AWAY: 1-3-1	LOSS-2
NEUTRAL: 0-0	WIN-1



LOUISVILLE CARDINALS

5-4-2, 1-3-1 ACC

VS

NORTHERN KENTUCKY NORSE

4-6-1, 2-3 HORIZON



2019 SCHEDULE

AUGUST (0-0-1)

16 (F)	LIPSCOMB (EX)	W, 2-1
21 (W)	vs. #2 Indiana (EX)	W, 2-1
24 (Sa)	UAB (EX)	W, 3-0
30 (F)	CLEVELAND STATE <small>ACCNEW</small>	T, 2-2

SEPTEMBER (4-2-1)

3 (TU)	#9 KENTUCKY <small>ACCNEW</small>	W, 3-0
6 (F)	at Florida Atlantic	W, 3-0
9 (M)	at USF	L, 2-0
13 (F)	at Syracuse • <small>ACCNEW</small>	T, 0-0
20 (F)	#17 VIRGINIA TECH • <small>ACCNEW</small>	W, 2-1
24 (TU)	#2 GEORGETOWN <small>ACCNEW</small>	W, 1-0 (2OT)
27 (F)	NC STATE • <small>ACCNEW</small>	L, 2-1

OCTOBER (1-2)

1 (TU)	BELMONT <small>ACCNEW</small>	W, 3-0
4 (F)	at #1 Virginia • <small>ACCNEW</small>	L, 2-0
11 (F)	at #11 Clemson • <small>ACCNEW</small>	L, 4-0
15 (TU)	NORTHERN KENTUCKY <small>ACCNEW</small>	7 P.M.
18 (F)	BOSTON COLLEGE • <small>ACCNEW</small>	7:30 P.M.
22 (TU)	TEMPLE <small>ACCNEW</small>	7 P.M.
25 (F)	at North Carolina • <small>ACCNEW</small>	6 P.M.

NOVEMBER (0-0)

1 (F)	WAKE FOREST • <small>ACCNEW</small>	6 P.M.
-------	-------------------------------------	--------

ACC Championship (Nov. 5-17)

5-6	First Round	TBD
10	Quarterfinals	TBD
13	Semifinals	TBD
17	Championship	TBD

NCAA Championship (Nov. 21-Dec. 15)

• ACC Games

CAPS/BOLD = Home Matches | All Times Eastern



VISION TO SEE THE TREASURED PAST

(last outing)

The University of Louisville men's soccer team dropped an ACC road contest Friday night (Oct. 11), as the Cardinals fell to No. 11 Clemson 4-0.

The Tigers got on the scoreboard with a pair of goals in the first half, coming in the 26th and 34th minutes. Despite trailing 2-0 at the break, the Cardinals had five shots, compares to the Tigers six.

The second half saw the Cardinals with six shots, two of which came on target. Clemson added to its lead with a goal in the 62nd minute.

After the third Tiger goal, the Cards had a pair of chances by Cherif Dieye and Izaiah Jennings, but were turned away by the Clemson keeper. In the 68th minute, Liam Bennett was given a red card, forcing Louisville to play a man-down the final 23 minutes

LAST GAME:

L, 4-0 at #11 Clemson (Oct. 1)

COACH:

John Michael Hayden | 1st Season

GOALS LEADER:

Cherif Dieye | 5

ASSISTS LEADER:

Three tied | 2

POINTS LEADER:

Cherif Dieye | 12

SHOTS LEADER:

Cherif Dieye | 45

SAVES LEADER:

Jake Gelnovatch | 32

TEAM STATISTICS

	LOU	OPP
SHOT STATISTICS		
Goals-Shot attempts	15-124	9-92
Goals scored per game	1.50	0.90
Shot pct.	.121	.098
Shots on goal-Attempts	62-124	39-92
SOG pct.	.500	.424
Shots/Game	12.4	9.2
Assists	11	5
GOAL BREAKDOWN		
Total Goals	15	9
Penalty	2	0
Unassisted	6	5
Overtime	1	0
Goals scored average	1.41	0.85
CORNER KICKS	53	37
PENALTY KICKS	2-2	0-1
OFFSIDES	31	21
PENALTIES		
Fouls	129	140
Yellow cards	24	21
Red cards	3	1

LAST GAME:

L, 2-0 at Detroit Mercy (Oct. 12)

COACH:

Stu Riddle | 3rd Season

GOALS LEADER:

Alex Greive | 8

ASSISTS LEADER:

Connor Probert

and Justin Earle | 4

POINTS LEADER:

Alex Greive | 17

SHOTS LEADER:

Connor Probert | 41

SAVES LEADER:

Baj Maan | 45

GAMEDAY INFORMATION

WHEN: October 15 | 7:00 p.m.

WHERE: Louisville, Kentucky

VENUE: Dr. Mark & Cindy Lynn Stadium (5,300)

LIVE STATS: Louisville Sidearm Live Stats

LIVE VIDEO: ACC Network Extra; Matthew Schumacker (pxp), Matt Banker (analyst)

SERIES HISTORY: NKU leads 6-3

LAST MEETING: Louisville 2, Northern Kentucky 1 | October 29, 1988 | Louisville, Ky.

OPENING KICKS

• Northern Kentucky leads the all-time series 6-3, but the team teams have not met in over three decades. All nine meetings came during the 1980's

• The last time these two teams met resulted in a 2-1 win for the Cardinals 31 years ago.

• The Cardinals are 6-7-2 all-time on October 15, with their last game coming in 2016 in a 2-1 loss at #7 Wake Forest.

• UofL is 194-139-46 all-time at home.

• The Cardinals are 40-14-14 all-time at Lynn Stadium, including 13-7-6 against ranked foes and 5-3-1 in NCAA Championship matches.

• Junior forward Emil Elveroth was named to the watch list for the 2019 MAC Hermann Trophy, which honors the United Soccer Coaches Division I National Player of the Year.

• Louisville has advanced to the quarterfinals of the NCAA Championship five times in the last nine seasons, and has made the NCAA Tournament 11 of the last 12 years.

• The 2019 roster features 27 total players with 10 international student-athletes.

• International players account for nine different nations. It does not include two players who moved to the US after being born; Diallo Irakoze (Tanzania) and Haji Abdikadir (Kenya).

• A total of 10 different states are represented in Louisville's 17 players from the US.

GoCards.com/MSOCstats



@UofLmenssoccer

@GoCards

#GoCards #L1C4

2019 ACC STANDINGS

(as of 10/14/2019)

Team	ACC			Overall					
	Pts.	Rec.	Pct.	Rec.	Pct.	H	A	N	Strk.
Atlantic									
Wake Forest	12	4-1	0.800	10-2	0.833	7-0	3-2	0-0	W2
Clemson	10	3-1-1	0.700	10-1-1	0.875	7-0-1	3-1-0	0-0-0	W1
NC State	9	3-2	0.600	7-3-1	0.682	6-2-0	1-1-1	0-0-0	L1
Boston College	5	1-2-2	0.400	7-2-3	0.708	5-1-2	2-1-1	0-0-0	T1
Syracuse	5	1-2-2	0.400	4-3-4	0.545	2-0-4	2-3-0	0-0-0	W1
Louisville	4	1-3-1	0.300	5-4-2	0.545	4-1-1	1-3-1	0-0-0	L2
Coastal									
Virginia	13	4-0-1	0.900	10-0-1	0.955	7-0-0	2-0-1	1-0-0	T1
North Carolina	9	3-2	0.600	7-3-2	0.667	4-3-2	3-0-0	0-0-0	L1
Pitt	7	2-2-1	0.500	6-4-2	0.583	5-2-1	1-1-1	0-1-0	W2
Duke	6	2-3	0.400	6-4-1	0.591	5-2-1	1-2-0	0-0-0	L1
Notre Dame	3	1-4	0.200	7-4-1	0.625	5-2-0	2-2-1	0-0-0	W2
Virginia Tech	2	0-3-2	0.200	6-3-2	0.636	2-1-1	2-2-1	2-0-0	L1

2019 ACC PLAYERS OF THE WEEK

Date	Player	Pos.	School	Date	Player	Pos.	School
OFFENSIVE				DEFENSIVE			
9/3	Irakoze Donasiyano	F	Virginia	9/3	Michael DeShields	D	Wake Forest
9/9	Daniele Proch	F	Duke	9/9	Jake Gelnovatch	G	Louisville
9/16	Kimarni Smith	F	Clemson		Colin Shutler	G	Virginia
9/23	Cherif Dieye	M	Louisville	9/16	Andrew Pannenberg	G	Wake Forest
9/30	Justin McMaster	M	Wake Forest	9/23	Matt Constant	D	North Carolina
10/7	Stefan Sigurdarson	F	Boston College	9/30	Colin Shutler	G	Virginia
10/14	Ryan Raposo	F	Syracuse	10/7	Joe Kellett	D	Boston College
10/21					Robin Afamefuna	D	Virginia
10/28				10/14	Felicien Dumas	D	Notre Dame
11/4				10/21			
				10/28			
				11/4			

ACC COMPOSITE SCHEDULE

Saturday, September 21

Syracuse 0, Wake Forest 1

Monday, September 23

Western Michigan 0, Virginia 1

Tuesday, September 24

Massachusetts 0, Boston College 1

Notre Dame 1, Michigan State 0

Clemson 2, Furman 0

Wake Forest 1, Davidson 0

Syracuse 1, Colgate 0

Friday, September 27

Boston College 2, Virginia Tech 2

Virginia 1, Notre Dame 0

Duke 3, North Carolina 2

Pitt 1, Syracuse 1

Saturday, September 28

Clemson 2, Wake Forest 3

Monday, September 30

Denver 2, Pitt 3

Tuesday, October 1

Merrimack 0, Boston College 0

George Washington 0, Virginia 3

DePaul 0, Notre Dame 1

UNCW 0, UNC 2

Wright State 2, Duke 2

Clemson 3, College of Charleston 0

Gardner-Webb 0, Virginia Tech 4

Friday, October 4

Notre Dame 0, NC State 2

UNC 2, Pittsburgh 1

Wake Forest 1, Boston College 2

Syracuse 0, Duke 4

Saturday, October 5

Virginia Tech, 0 Clemson 0

Monday, October 7

Howard 0, Pitt 6

Tuesday, October 8

Northeastern 0, Boston College 3

ETSU 0, NC State 1

Purdue Fort Wayne 0, Notre Dame 8

West Virginia 1, UNC 3

High Point 0, Wake Forest 5

Friday, October 11

Duke 0, Notre Dame 1

Virginia 1, Boston College 1

Wake Forest 3, NC State 1

Virginia Tech 1, Pittsburgh 3

Saturday, October 12

Syracuse 4, North Carolina 3

Tuesday, October 15

NC State at South Carolina

James Madison at Virginia

Duke at Elon

William & Mary at Wake Forest

Pitt at Penn State

Uconn at Syracuse

Friday, October 18

Notre Dame at Virginia Tech 5:30 PM

UNC at Wake Forest 6 PM

NC State at Duke 7 PM

Pitt at Virginia 7 PM

Saturday, October 19

Clemson at Syracuse 7 PM

Tuesday, October 22

Elon at NC State 7 PM

Saint Louis at Virginia 7 PM

Michigan at Notre Dame 7 PM

UNC at Campbell 7 PM

High Point at Duke 7 PM

Radford at Clemson 7 PM

Loyola (MD) at Wake Forest 7 PM

Longwood at Virginia Tech 7 PM

Friday, October 25

Boston College at Clemson 7 PM

Virginia at Virginia Tech 7 PM

Duke at Pittsburgh 7 PM

LOUISVILLE AT A GLANCE

GENERAL INFO

Location:	Louisville, Ky.
Founded:	1798
Enrollment:	22,000
Nickname:	Cardinals
Colors:	Red & Black
Conference:	Atlantic Coast Conference
President:	Dr. Neeli Bendapudi
Athletics Director:	Vince Tyra

SPORTS INFORMATION

Asst. SID / MSOC Contact	Brian Alden
E-mail	brian.alden@gocards.com
Office Phone	(502) 852-3088
Cell Phone	(859) 468-8963
Office Fax	(502) 852-7401

COACHING STAFF

Head Coach	John Michael Hayden
Alma Mater 'Yr.	Indiana '07
Record at School/Yrs.	5-4-2 / 1st
Career Record/Yrs.	Same
Associate Head Coach	Bryan Green (1st season)
Alma Mater 'Yr.	Elizabethtown '97
Assistant Coach	Donovan Dowling (2nd season)
Alma Mater 'Yr.	IPFW '11
Volunteer Assistant	Robbe Tarver (3rd season)
Alma Mater 'Yr.	Centre '14
Director of Operations:	James Kusak (2nd season)

SEASON IN REVIEW

2018 Overall Record	10-5-3
2018 ACC Atlantic/Finish	4-2-2 / 2nd
Letterwinners Returning/Lost	17 / 6
Starters Returning/Lost	7 / 4
Newcomers	10

HISTORY

First Year of Varsity Soccer	1979
First Year in the ACC	2014
All-Time Record	346-364-85
All-Time ACC Record	20-16-9
NCAA Tournament Appearances	11
All-time NCAA Tournament Record	14-10-2
Last NCAA Appearance	11/18/2018
Result	L, 1-2 (OT) vs. Michigan State
College Cup Appearances:	1 (2010)
College Cup Record:	1-1
Conference Regular Season Titles:	4 ('09, '10, '12, '13)
Conference Tournament Titles:	2 ('10, '18)

First Varsity Game	9/15/79, MOREHEAD STATE; T, 0-0
250th Game	10/25/92, at Western Kentucky; L, 1-10
500th Game	9/11/05, vs. Michigan State; W, 1-0
750th Game	9/9/17, #2 WAKE FOREST; L, 1-3

First Program Victory	9/18/79 at Berea; W, 2-1
100th Program Victory	9/21/94, at Western Kentucky; W, 3-1
250th Program Victory	9/11/11, CENTRAL ARKANSAS; W, 3-2

DR. MARK & CINDY LYNN STADIUM

First Game:	W, 1-0 vs. #2 Maryland, 8/29/2014
All-Time Record:	41-14-14
Surface Capacity:	Natural Grass 5,300
Press Box Phone:	502-852-2386

Conference/Membership Affiliations

NCAA D-I Metro	1979 to 1994
NCAA D-I Conference USA	1995 to 2004
NCAA D-I BIG EAST	2005 to 2012
NCAA D-I American Athletic	2013
NCAA D-I Atlantic Coast	2014 to present



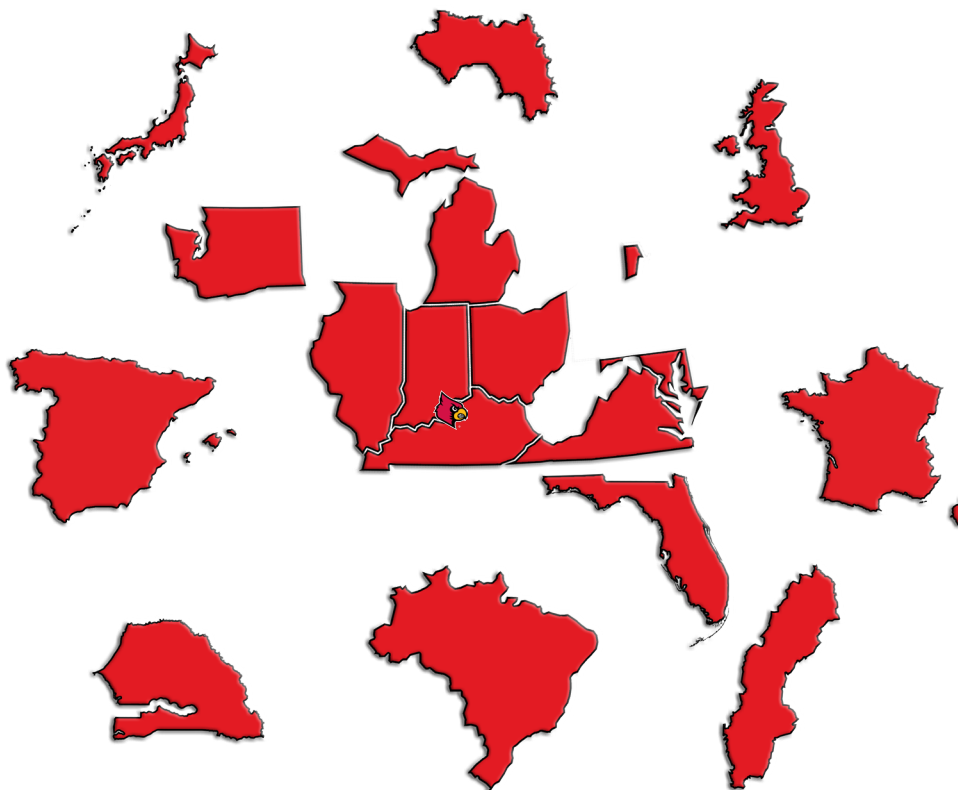
LOUISVILLE CARDINALS ROSTER

No.	Name	Pos.	Cl.	Ht.	Hometown / Previous School
1	Will Meyer	GK	R-Jr.	6-1	Solon, Ohio / Solon
2	William Portman	D	So.	5-8	Sheffield, England / King Edward VII
3	Lamine Conte	MF	Sr.	5-10	Conakary, Guinea / University of Mobile
4	Haji Abdikadir	F	So.	5-9	Louisville, Ky. / Louisville Collegiate
5	Will Hirschman	D	Jr.	6-0	Carmel, Ind. / Ohio State
6	Leonard Getz	D	Fr.	5-9	Fredrikstad, Norway / Wang Toppidrett Fredrikstad
7	Pedro Fonseca	F	So.	5-8	Rio de Janeiro, Brazil / Sistema Augusto de Educação Integrada
8	Jack "Ocho" Fasteen	MF	Fr.	5-10	Louisville, Ky. / Indiana University High School
9	Emil Elveroth	F	Jr.	6-0	Halmstad, Sweden / UNCW
10	Kino Ryosuke	F	Sr.	5-8	Hyogo, Japan / Marshalltown CC
11	Cameron Wheeler	MF	R-So.	5-10	Louisville, Ky. / Louisville Collegiate
12	Cherif Dieye	MF	Sr.	5-10	Dakar, Senegal / IMG Academy
13	Bradley Sample	MF	Fr.	6-1	Channahon, Ill. / Providence Catholic
14	Carlos Sanchis	MF	Jr.	5-7	Madrid, Spain / Florida Atlantic
15	Connor Brazil	D	R-Jr.	5-8	Chesterfield, Mich. / Anchor Bay
16	Diallo Irakoze	MF	Fr.	5-8	Lexington, Ky. / Bryan Station
17	Elijah Amo	MF	Jr.	5-8	Lothian, Md. / Southern
18	Jack Hickey	D	R-Fr.	6-1	Richmond, Ky. / Shattuck-St. Mary's
19	Isaiah Wynder	D	Fr.	6-1	Louisville, Ky. / Louisville Collegiate
20	Cody Cochran	D	R-Sr.	5-10	Louisville, Ky. / DeSales
21	Neil Boyal	MF	Jr.	5-6	Olympia, Wash. / Drexel
22	Liam Bennett	MF	R-Jr.	5-10	Leeds, England / Cardinal Heenan Catholic
23	Izaiah Jennings	F	Jr.	6-0	Barrington, R.I. / Barrington
27	Louka Masset	D	Sr.	6-0	Paris, France / Southern New Hampshire
28	William Howard	GK	R-So.	6-5	Chester, Va. / Trinity Episcopal
30	Weston King	GK	Fr.	5-8	Lakeland, Fla. / Montverde Academy
31	Jake Gelnovatch	GK	R-Jr.	5-11	Earlsville, Va. / Albemarle

Head Coach: John Michael Hayden

Associate Head Coach: Bryan Green

Assistant Coach: Donovan Dowling



Pronunciation Guide

Haji Abdikadir	HA-jee ob-DEE-kuh-deer
Elijah Amo	Ahh-moe
Liam Bennett	LEE-um
Neil Boyal	boil
Lamine Conte	lah-MEAN CON-tee
Cherif Dieye	shuh-REEF JAY
Emil Elveroth	UH-meal L-ver-roth
Pedro Fonseca	PHONE-see-kuh
Jake Gelnovatch	GELL-no-vatch (hard G – like “game”)
Will Hirschman	Hersh-man
Diallo Irakoze	dee-AH-low ear-UH-co-zuh
Louka Masset	LOU-kuh meh-SAY
Kino Ryosuke	KEY-no rio-SKAY
Carlos Sanchis	Sanchez
Isaiah Wynder	wined-ner (Like wind a watch)

Breakdown by Location

United States (17)

Kentucky (7): Diallo Irakoze, Cody Cochran, Jack Fasteen, Isaiah Wynder, Cameron Wheeler, Haji Abdikadir, Jack Hickey

Florida (1): Weston King

Illinois (1): Bradley Sample

Indiana (1): Will Hirschman

Maryland (1): Elijah Amo

Michigan (1): Connor Brazil

Ohio (1): Will Meyer

Rhode Island (1): Izaiah Jennings

Virginia (2): William Howard, Jake Gelnovatch

Washington (1): Neil Boyal

International (10)

Brazil: Pedro Fonseca

England: William Portman, Liam Bennett

France: Louka Masset

Guinea: Lamine Conte

Japan: Kino Ryosuke

Norway: Leonard Getz

Senegal: Cherif Dieye

Spain: Carlos Sanchis

Sweden: Emil Elveroth



Breakdown by Class

Senior (5): Cody Cochran, Lamine Conte, Cherif Dieye, Louka Masset, Kino Ryosuke

Junior (10): Elijah Amo, Liam Bennett, Connor Brazil, Neil Boyal, Emil Elveroth, Jake Gelnovatch, Will Hirschman, Izaiah Jennings, Will Meyer, Carlos Sanchis

Sophomore (5): Haji Abdikadir, Pedro Fonseca, William Howard, William Portman, Cameron Wheeler

Freshmen (7): Jack Fasteen, Leonard Getz, Jack Hickey, Diallo Irakoze, Weston King, Bradley Sample, Isaiah Wynder

Wins 3	Losses 6	Last Matchup Oct. 29,1988 <div><div>2</div><div></div><div>vs.</div><div></div><div>1</div></div>			
Streak W1	Longest Win Streak 2 Games 9/23/81 - 9/29/82	Longest Losing Streak 6 Games 11/5/82 - 9/3/87			
Home Record 2-3	Away Record 0-2	Conference Record 0-0			
First Matchup W 1-0 9/23/81	Last 9 Matchups 3-6 9/23/81-10/29/88	Largest Margin of Victory W 2-1 10/29/88	Smallest Margin of Victory W 2-1 10/29/88	Total Goals 10	Average Goals 1.11

All-Time Results vs. Northern Kentucky

09/23/1981	N	Northern Kentucky	W, 1-0	Unknown
09/29/1982	H	Northern Kentucky	W, 2-1	Louisville, KY
11/05/1982	H	Northern Kentucky	L, 1-3	Louisville, KY
09/14/1983	N	Northern Kentucky	L, 0-3	Unknown
10/24/1984	H	Northern Kentucky	L, 0-2	Louisville, KY
09/02/1985	A	Northern Kentucky	L, 2-3	Highland Heights, KY
10/22/1986	H	Northern Kentucky	L, 1-3	Louisville, KY
09/03/1987	A	Northern Kentucky	L, 1-3	Highland Heights, KY
10/29/1988	H	Northern Kentucky	W, 2-1	Louisville, KY

Overall: 3-6**Conf:** 0-0**Home:** 2-3**Away:** 0-2**Neutral:** 1-1**Cardinals vs.**

2019 OPPONENTS	All-Time	Under Hayden
Belmont	8-0	1-0
Boston College	4-0-1	0-0
Clemson	2-4-1	0-1
Cleveland State	2-2-1	0-0-1
Florida Atlantic	2-0	1-0
Georgetown	2-1	1-0
Kentucky	14-15-5	1-0
NC State	2-4-2	0-1
North Carolina	3-2-1	0-0
Northern Kentucky	3-6	0-0
Syracuse	9-2-4	0-1
Temple	1-0	0-0
USF	7-15-4	0-1
Virginia	3-2-1	0-1
Virginia Tech	5-8-3	1-0
Wake Forest	3-8	0-0
TOTALS	70-69-23	5-4-2

Cardinals vs.

HORIZON	All-Time	Under Hayden
Cleveland State	2-2-1	0-0-1
Detroit Mercy	1-0	0-0
Green Bay	1-2	0-0
IUPUI	7-1	0-0
Milwaukee	1-2	0-0
Northern Kentucky	3-6	0-0
Oakland	1-0	0-0
UIC	0-0-1	0-0
Wright State	0-13-3	0-0
TOTALS	16-26-5	0-0-1

ON THIS DATE...**OCTOBER 15 (6-7-2)**

1980	vs. Asbury	L, 0-2
1981	Asbury	W, 1-0
1983	at Xavier	T, 2-2
1986	Xavier	L, 2-4
1988	at Wright State	L, 0-3
1993	Virginia Tech&	W, 4-2
1994	at Virginia Tech&	W, 2-0
1995	at DePaul*	L, 0-1
2001	Drury	W, 5-0
2002	at Marquette*	L, 0-2
2003	#21 Cincinnati*	W, 2-1 (OT)
2005	at Villanova*	T, 0-0 (2OT)
2011	at #14 St. John's*	L, 0-1
2013	at Indiana	W, 3-0
2016	at #7 Wake Forest *	L, 1-2

ALL-TIME IN OCTOBER...**BY DAY AND LOCATION**

Sunday	14-30-4
Monday	3-2-0
Tuesday	14-13-2
Wednesday	41-45-10
Thursday	5-2-0
Friday	22-32-4
Saturday	43-41-11
Home	81-64-20
Away	44-89-8
Neutral	17-12-3

ALL-TIME RECORD...**BY DAY OF THE WEEK**

Sunday	74-88-12
Monday	8-10-1
Tuesday	34-33-7
Wednesday	73-69-17
Thursday	13-11-1
Friday	69-73-23
Saturday	75-80-24

ALL-TIME RECORD...**BY MONTH**

August	11-7-4
September	145-134-36
October	142-166-31
November	46-53-13
December	2-4-1

ALL-TIME RECORD...**VS. RANKED OPP. (SINCE 1996)**

All-Time	53-73-19
Home	36-23-12
Road	13-43-5
Neutral	4-7-2

HEAD COACH JOHN MICHAEL HAYDEN

Coaching Career

2019: Louisville Head Coach
2016-18: Louisville Assistant Coach
2015: Xavier Associate Head Coach
2013-14: Lipscomb Assistant Coach
2012: Louisville Assistant Coach

Personal

Born: April 27, 1984
Hometown: Louisville, Ky.
High School: Trinity
College: Indiana University
Wife: Hollie (Minogue)
Sons: Liam and Jacob.



John Michael Hayden, a Louisville native who has served as an assistant coach with the Cardinals for four seasons, including each of the last three, was named head coach of the University of Louisville men's soccer program on Dec. 27, 2018. The agreement with Hayden was a four-year deal, which runs through Dec. 31, 2022.

Hayden became the fifth head coach in the history of the UofL men's soccer program, which completed its 40th season in 2018. During his four seasons as an assistant coach with the Cardinals (2012, 2016-18), the program accumulated a 52-19-11 record overall with four NCAA Championship berths, three Elite Eight appearances and two conference championships.

Louisville registered its first ACC Championship title in 2018 before ending the season with an 11-5-3 record overall. The Cardinals, which defeated Notre Dame, Wake Forest and North Carolina in a span of eight days to win the ACC championship, closed the season ranked 16th in the final United Soccer Coaches Top 25. Forward Tate Schmitt closed his brilliant collegiate career as a TopDrawerSoccer.com Best XI Second Team selection and was among three All-ACC honorees for UofL.

The Cardinals reached the quarterfinal round of the NCAA Championship for the fifth time in eight seasons in 2017, including the second straight year, and earned a No. 7 ranking in the final United Soccer Coaches Top 25. The Cardinals finished with a 13-2-5 record and were second in the ACC Atlantic with a 5-2-1 league record. Defender Tim Kubel was a United Soccer Coaches First Team All-American, a MAC Hermann Trophy semifinalist and was among three All-ACC selections for Louisville that season.

During Hayden's first season back with the Cardinals in 2016, the team advanced to the quarterfinal round of the NCAA Championship for the fourth time in school history and was ranked No. 6 in the final coaches poll. Louisville had a 14-6-2 record overall and finished second in the ACC Atlantic Division with a 5-2-1 conference mark. The 14 wins were the third most in school history equaling the totals from 2011 and 2012.

Prior to returning to Louisville, Hayden served as associate head coach at Xavier University in 2015 helping the Musketeers compile 12 wins and earn a No. 10 ranking in the NSCAA poll. XU won at No. 2 Notre Dame and No. 1 Creighton during the fall, widely considered to be the first time any team had knocked off the top two NSCAA-ranked teams on the road in the same season.

Hayden joined the Musketeers after spending two successful seasons as an assistant coach at Lipscomb University, where he helped the Bisons to a program-best 12-4-1 record and A-Sun regular season title in 2014. Lipscomb was 21-13-4 overall during his two years in Nashville, racking up several conference honors in the process. Hayden trained the 2014 A-Sun Defender of the Year, Luke Gearin, and the A-Sun Freshman of the Year, Ivan Alvarado. In 2013, he mentored A-Sun Player of the Year Omar Djabi and assisted A-Sun Coach of the Year Charles Morrow – both program firsts for the Bisons.

Ahead of his two years at Lipscomb, Hayden helped lift Louisville to a 14-6-1 record, a BIG EAST Red Division regular season championship and an Elite Eight appearance in the NCAA Tournament during a highly successful 2012 season. Before his first stint with the Cardinals, Hayden served as Director of Coaching with the Kentucky Fire Juniors USYSA club, obtaining his USSF National "A" coaching license and traveling to Spain with U.S. Soccer as part of a development workshop with the international powerhouses FC Barcelona and Real Madrid.

Hayden was a decorated player before transitioning into coaching, playing collegiately at Indiana University winning back-to-back NCAA championships with the Hoosiers in 2003 and 2004. He scored an overtime header against No. 3 Maryland in the 2004 College Cup, sending IU to the title match. During his sophomore season, Hayden scored career-highs with seven goals, four assists and 18 total points -- tying for the team lead with six game-winning goals. Hayden was a Big Ten All-Conference selection in 2004 and 2006 and was named to the NCAA College Cup All-Tournament Team during the Hoosiers' 2004 title run.

In 2007, Hayden was selected 13th overall in the MLS SuperDraft by the Houston Dynamo. His pro debut came on July 10, 2007 in the Lamar Hunt U.S. Open Cup against Charleston Battery. In his rookie season, the Dynamo won an MLS Cup Championship. He wrapped up his professional career after signing with the Louisville Lightning in January of 2010.

A two-time Parade Magazine All-American at Louisville's Trinity High School, Hayden was named NSCAA/adidas Kentucky Player of the Year along with Gatorade and Eurosport honors. When he signed with IU, he was recognized as a top-25 recruit by Soccer America.

In 2007, Hayden married Hollie Minogue, who played soccer for Louisville's women's team and the couple has two sons, Liam and Jacob.

LOUISVILLE IN ACC AND NCAA STATISTICS

TEAM

		(of 204)	(of 12)
	Statistic	NCAA	ACC
Assists Per Game	1	124	11
Corner Kicks Per Game	5.27	73	10
Fouls Per Game	13.09	122	7
Penalty Kicks	1	1	1
Points Per Game	3.73	118	12
Red Cards	4	1	1
Save Pct	0.711	118	6
Saves Per Game	2.91	159	6
Scoring Offense	1.36	108	11
Shot Accuracy	0.47	32	1
Shots Per Game	12.18	103	10
Shots on Goal Per Game	5.73	60	6
Shutout Percentage	0.455	37	4
Team Goals Against Average	1.119	68	6
Total Assists	11	126	11
Total Goals	15	108	11
Total Points	41	117	12
Won-Lost-Tied Percentage	0.545	81	11
Yellow Cards	26	20	3

INDIVIDUAL

	Statistic	NCAA	ACC
Goalie Minutes Played			
Jake Gelnovatch	1045:44	49	3
Goals Against Average			
Jake Gelnovatch	1.119	74	7
Goals Per Game			
Cherif Dieye	0.45	92	10
Penalty Kicks			
Louka Masset	1	1	1
Points Per Game			
Cherif Dieye	1.09	101	10
Red Cards			
Elijah Amo	1	6	2
Liam Bennett	1	6	2
Izaiah Jennings	1	6	2
William Portman	1	6	2
Save Pct			
Jake Gelnovatch	0.711	108	6
Saves Per Game			
Jake Gelnovatch	2.91	145	6
Shot Accuracy			
Cherif Dieye	0.511	59	7
Shots Per Game			
Cherif Dieye	4.09	6	1
Shots on Goal Per Game			
Cherif Dieye	2.09	6	1
Total Goals			
Cherif Dieye	5	78	10
Total Points			
Cherif Dieye	12	100	11
Total Saves			
Jake Gelnovatch	32	107	3
Yellow Cards			
Cherif Dieye	4	27	2
Liam Bennett	3	121	10
Neil Boyal	2	384	23
Cody Cochran	2	384	23
Lamine Conte	2	384	23
Emil Elveroth	2	384	23
Bradley Sample	2	384	23

Through 10/13

Does not include teams reclassifying

Season and Career Totals

2019 Career

GOAL & ASSIST GAMES

Cherif Dieye	1	2
Emil Elveroth	1	1

MULTI-GOAL GAMES

Cherif Dieye	1	1
Kino Ryosuke	1	1

MULTI-ASSIST GAMES

--	--	--

3-PLUS SOG GAMES

Cherif Dieye	5	7
Izaiah Jennings	-	1

3-PLUS SAVE GAMES

Jake Gelnovatch	6	13
Will Meyer	-	5

GAME-WINNING GOAL

Cherif Dieye	2	6
Elijah Amo	-	2
Liam Bennett	-	1
Izaiah Jennings	-	1
Emil Elveroth	1	1
Louka Masset	1	1
Kino Ryosuke	1	1

GAME-WINNING ASSIST

Kino Ryosuke	-	2
Cherif Dieye	1	2
Pedro Fonseca	-	1
Cody Cochran	1	1
Louka Masset	1	1

STARTS

Cody Cochran	11	63
Liam Bennett	10	43
Jake Gelnovatch	11	37
Cherif Dieye	10	31
Louka Masset	11	21
Kino Ryosuke	3	19
Lamine Conte	2	17
William Portman	1	17
Connor Brazil	6	16
Will Meyer	-	14
Elijah Amo	9	11
Leonard Getz	10	10
Emil Elveroth	10	10
Cameron Wheeler	4	8
Haji Abdikadir	8	8
Izaiah Jennings	3	7
Bradley Sample	6	6
Jack Fasteen	4	4
Pedro Fonseca	-	2
Neil Boyal	1	1
Will Hirschman	1	1

Miscellaneous Game Stats

SCORES FIRST

Louisville	5
Opponents	5

HOW LOUISVILLE SCORED FIRST GOAL

Penalty Kick	1
Corner Kick	-
Free Kick	-
Header	1
Other	5

FIRST CARDINAL GOAL SCORED BY

Cherif Dieye	2
Cody Cochran	1
Louka Masset	1
Emil Elveroth	1
Kino Ryosuke	1
Emil Elveroth	1

SCORING RUNS OF 2-0 OR MORE

Louisville	5
Opponents	5

CARDINALS FIRST SUBSTITUTION

Kino Ryosuke	8
Izaiah Jennings	2
Carlos Sanchis	2
Haji Abdikadir	1
Elijah Amo	1
Bradley Sample	1
Cameron Wheeler	1
Will Hirschman	1

YELLOW CARDS

Louisville	25
Opponents	19

Cherif Dieye	4	11
Liam Bennett	3	10
Cody Cochran	2	9
William Portman	1	7
Lamine Conte	2	6
Elijah Amo	1	4
Izaiah Jennings	1	4
Pedro Fonseca	-	3
Cameron Wheeler	-	3
Haji Abdikadir	1	2
Louka Masset	1	2
Emil Elveroth	2	2
Neil Boyal	2	2
Bradley Sample	2	2
Will Meyer	-	1
Kino Ryosuke	-	1
Jack Fasteen	1	1
Jake Gelnovatch	1	1
Carlos Sanchis	1	1
Will Hirschman	1	1

RED CARDS

Louisville	4
Opponents	1

Elijah Amo	1	1
Izaiah Jennings	1	1
Pedro Fonseca	-	1
Louka Masset	-	1
William Portman	1	1
Liam Bennett	1	1

GOALS OFF THE BENCH

Louisville	2
Opponents	1

Cherif Dieye	1	8
Elijah Amo	-	3
Haji Abdikadir	-	2
Izaiah Jennings	-	2
Liam Bennett	-	1
Pedro Fonseca	-	1
Kino Ryosuke	1	1

LARGEST HALFTIME LEAD

2-0 (twice) MR - vs. #9 Kentucky (9/2)

LARGEST HALFTIME DEFICIT

2-0 (3x), MR - at #11 Clemson (10/11)

LARGEST WIN

3-0 (3x) MR - vs. Belmont (10/1)

LARGEST DEFEAT

4-0, at #11 Clemson (10/11)

LARGEST LEAD

3-0 (3x) MR - (78:34) vs. Belmont (10/1)

LARGEST DEFICIT

2-0 (3x), MR - (70:34) at #1 Virginia (10/4)

LARGEST DEFICIT OVERCOME TO WIN

1-0 (35:21), vs. #17 Virginia Tech (9/20)

LARGEST LEAD GIVEN UP IN LOSS

MOST CONSECUTIVE GOALS

3, (3x) MR - vs. Belmont (10/1)

MOST CONSECUTIVE GOALS BY OPP.

4, at #11 Clemson (10/11)

LONGEST WINNING STREAK

2 (twice), MR - 9/20 - 9/24

LONGEST LOSING STREAK

2, 10/4 - present

LONGEST UNBEATEN STREAK

3 (twice), MR - 9/13 - 9/24

LARGEST HOME CROWD

2,389, vs. #9 Kentucky (9/3)

LARGEST ROAD CROWD

3,008, at #1 Virginia (10/4)

STARTING LINEUPS

Game

Cleveland State	Jake Gelnovatch	Leonard Getz	Emil Elveroth	Cameron Wheeler	Cherif Dieye
Connor Brazil	Elijah Amo	Cody Cochran	Neil Boyal	Liam Bennett	Louka Masset
Kentucky	Jake Gelnovatch	Haji Abdikadir	Leonard Getz	Emil Elveroth	Cameron Wheeler
Cherif Dieye	Connor Brazil	Elijah Amo	Cody Cochran	Liam Bennett	Louka Masset
Florida Atlantic	Jake Gelnovatch	Haji Abdikadir	Leonard Getz	Emil Elveroth	Cameron Wheeler
Cherif Dieye	Connor Brazil	Cody Cochran	Liam Bennett	Izaiah Jennings	Louka Masset
USF	Jake Gelnovatch	Haji Abdikadir	Leonard Getz	Emil Elveroth	Cameron Wheeler
Cherif Dieye	Connor Brazil	Cody Cochran	Liam Bennett	Izaiah Jennings	Louka Masset
Syracuse	Jake Gelnovatch	Lamine Conte	Haji Abdikadir	Leonard Getz	Emil Elveroth
Cherif Dieye	Connor Brazil	Elijah Amo	Cody Cochran	Liam Bennett	Louka Masset
Virginia Tech	Jake Gelnovatch	Lamine Conte	Haji Abdikadir	Leonard Getz	Jack Fasteen
Emil Elveroth	Cherif Dieye	Bradley Sample	Elijah Amo	Cody Cochran	Louka Masset
Georgetown	Jake Gelnovatch	Haji Abdikadir	Leonard Getz	Jack Fasteen	Emil Elveroth
Cherif Dieye	Bradley Sample	Elijah Amo	Cody Cochran	Liam Bennett	Louka Masset
NC State	Jake Gelnovatch	Haji Abdikadir	Leonard Getz	Jack Fasteen	Emil Elveroth
Cherif Dieye	Bradley Sample	Elijah Amo	Cody Cochran	Liam Bennett	Louka Masset
Belmont	Jake Gelnovatch	Haji Abdikadir	Jack Fasteen	Kino Ryosuke	Bradley Sample
Connor Brazil	Elijah Amo	Cody Cochran	Liam Bennett	Izaiah Jennings	Louka Masset
Virginia	Jake Gelnovatch	William Portman	Leonard Getz	Emil Elveroth	Kino Ryosuke
Cherif Dieye	Bradley Sample	Elijah Amo	Cody Cochran	Liam Bennett	Louka Masset
Clemson	Jake Gelnovatch	Will Hirschman	Leonard Getz	Emil Elveroth	Kino Ryosuke
Cherif Dieye	Bradley Sample	Elijah Amo	Cody Cochran	Liam Bennett	Louka Masset

Northern Kentucky

Boston College

Temple

North Carolina

Wake Forest

BY PLAYER

Jake Gelnovatch	5-4-2
Cody Cochran	5-4-2
Louka Masset	5-4-2
Haji Abdikadir	5-2-1
Liam Bennett	4-4-2
Leonard Getz	4-4-2
Emil Elveroth	4-4-2
Cherif Dieye	4-4-2
Elijah Amo	4-3-2
Cameron Wheeler	2-1-1
Connor Brazil	3-1-2
Neil Boyal	0-0-1
Izaiah Jennings	2-1-0
Lamine Conte	1-0-1
Jack Fasteen	3-1-0
Bradley Sample	3-3-0
Kino Ryosuke	1-2-0
William Portman	0-1-0
Will Hirschman	0-1-0

WHY CARDINALS?...

Louie the Cardinal is the mascot of the University of Louisville. The Cardinal was chosen as the mascot after 1913, selected because the northern cardinal is the state bird of Kentucky. The school colors of black and red were adopted later.

Louie appears at university sporting events, notably skydiving into Cardinal Stadium for each home football game and rappelling in from the ceiling of the basketball arena. He also attends other community events during the year. He is considered a part of the "Spirit Groups" and is a member of the Cheerleading team. In 2004, the Cardinal Bird was presented with the National Cheerleaders Association's Most Collegiate Mascot award. On occasion, Louie will travel over to the school marching band's section to conduct the players from the band's podium.

The Cardinal Bird mascot originated at the request of the marching band. The first student to portray the Bird was Dick Dyson and the paper mache costume was created by students of the Speed School of Engineering. In the 1980's, the costume was made of long red fake fur with a round belly and large yellow feet. In the late 90's, the costume head changed to more closely configure with the printed logo, losing the belly to add shoulder pads for a more fit and toned athletic appearance. In its latest entity, Louie was redesigned displaying a noticeably slimmer figure and wider smile in 2016. He also wears a Louisville basketball jersey, which he switches out for a football, baseball or corresponding sport jersey. He can wear UofL jerseys that match whatever colors the team is wearing that day. His wardrobes also include special uniforms, such as a Military Appreciation Day uniform. The redesign was conducted by the athletic department's marketing staff, with the objective of having better line of vision, more flexibility and mobility for the Bird while keeping its iconic look.

The school colors - cardinal red, black and white - were adopted at the suggestion of Mrs. John L. Patterson.

ABOUT THE UNIVERSITY OF LOUISVILLE...

Louisville is a community of nearly 1 million people with a robust economy, a vibrant arts scene, a nationally ranked public school system and a rich history infused with Southern hospitality. Situated on the banks of the Ohio River, America's 17th largest city boasts a cost of living that is substantially lower than the national average.

The University of Louisville is a state-supported research university located in Kentucky's largest metropolitan area. It was a municipally supported public institution for many decades prior to joining the university system in 1970. The University has three campuses. The 287-acre Belknap Campus is three miles from downtown Louisville and houses eight of the university's 12 colleges and schools. The Health Sciences Center is situated in downtown Louisville's medical complex and houses the university's health-related programs and the University of Louisville Hospital. The 243-acre Shelby Campus is located in eastern Jefferson County.

On April 3, 1798, eight men declared their intention to establish the Jefferson Seminary in Louisville and called upon their fellow citizens to join them in pledging funds for land, buildings, and teachers. Occurring a few weeks after the Kentucky legislature had chartered this academy and several others in the new state, this event marked the beginning of an advanced level of education for the young people of a frontier settlement barely two decades old. Near the end of the eighteenth century these early Louisvillians took the first steps on a journey that would link them with succeeding generations to the modern University of Louisville in the twenty-first century.

Since 2000 Louisville is the only NCAA team to win a BCS bowl game; to appear in the NCAA Division I men's basketball Final Four, the College World Series, and the NCAA Division I women's basketball Final Four; and to finish as runner-up in the Men's soccer College Cup. It is one of only six schools that has appeared more than once in each of the following events—a BCS bowl game, the men's and women's basketball Final Fours, and the College World Series—and Louisville's span of seven school years (2006–07 to 2012–13) is the shortest among these schools. It is the first school ever to win a BCS bowl game, appear in the men's and women's basketball Final Fours, and appear in the College World Series in the same school year, doing so in 2012–13.

LOUISVILLE RECORD WHEN...	2019	HAYDEN
Overall	5-4-2	5-4-2
Home	4-1-1	4-1-1
Road	1-3-1	1-3-1
Neutral	0-0	0-0
In Shutouts	3-3-1	3-3-1
In Overtime	0-0	0-0
In Multiple Overtimes	1-0-2	1-0-2
In Shootout	0-0	0-0
Game is Televised on ACCN	1-0	1-0
Game is Televised	1-0	1-0
Against top-5 teams	1-1	1-1
Against top-10 teams	1-0	1-0
Against top-25 teams	1-1	1-1
When Ranked Higher	2-2-2	2-2-2
When Ranked Lower	3-2	3-2
Wearing White	1-1-1	1-1-1
Wearing Red	2-2	2-2
Wearing Black	2-1-1	2-1-1
ACC	1-3-1	1-3-1
ACC Home	1-1	1-1
ACC Road	0-2-1	0-2-1
Non-Conference	4-1-1	4-1-1
Non-Conference Home	3-0-1	3-0-1
Non-Conference Road	1-1	1-1
Following a win	2-3	2-3
Following a loss	1-1-1	1-1-1
Following a tie	2-0	2-0
Postseason	0-0	0-0
ACC Tournament	0-0	0-0
NCAA Tournament	0-0	0-0
Scores First	4-0-1	4-0-1
Opponent scores First	1-4	1-4
Scores a goal 10:00 or earlier	1-0-1	1-0-1
Scores a goal 80:00 or later	3-1	3-1
Leads at half	1-0-1	1-0-1
Trails at half	1-4	1-4
Tied at half	3-0-1	3-0-1
Leading with 10:00 left	3-0-1	3-0-1
Trailing with 10:00 left	1-4	1-4
Tied with 10:00 left	1-0-1	1-0-1
More Goals than opp.	5-0	5-0
Has equal Goals	0-0-2	0-0-2
Fewer Goals than opp.	0-4	0-4
More Assists than opp.	5-1	5-1
Has equal Assists	0-0-2	0-0-2
Fewer Assists than opp.	0-3	0-3
More Shots than opp.	5-1-1	5-1-1
Has equal Shots	0-0	0-0
Fewer Shots than opp.	0-3-1	0-3-1
More Shots on Goal than opp.	5-1	5-1
Has equal Shots on Goal	0-0-1	0-0-1
Fewer Shots on Goal than opp.	0-3-1	0-3-1
More Saves made than opp.	0-2-1	0-2-1
Has equal Save made	0-0-1	0-0-1
Fewer Save made than opp.	5-2	5-2
More Corner Kicks than opp.	2-1-2	2-1-2
Has equal Corner Kicks as opp.	2-0	2-0
Fewer Corner Kicks than opp.	1-3	1-3
More Fouls than opp.	1-4	1-4
Has equal Fouls	0-0	0-0
Fewer Fouls than opp.	4-0-2	4-0-2
Attempts a Penalty Kick	2-0	2-0
Makes a Penalty Kick	0-0	0-0
Misses a Penalty Kick	0-0	0-0
Opponent Attempts a Penalty Kick	1-1	1-1
Opponent Makes a Penalty Kick	0-1	0-1
Opponent Misses a Penalty Kick	1-0	1-0

Plays a team with ≥ .500 record	3-4-2	3-4-2
Plays a team with < .500 record	2-0	2-0
Plays in the state of Kentucky	4-1-1	4-1-1
Plays outside Kentucky	1-3-2	1-3-2
Plays in Eastern Time Zone	5-4-2	5-4-2
Plays in Central Time Zone	0-0	0-0
Plays in Mountain Time Zone	0-0	0-0
Plays in Pacific Time Zone	0-0	0-0
Plays during the day	0-0	0-0
Plays at night (5pm or later)	5-4-2	5-4-2
Temperature is ≤ 49°	0-0	0-0
Temperature is 50-59°	0-0	0-0
Temperature is 60-69°	0-0-1	0-0-1
Temperature is 70-79°	1-2	1-2
Temperature is ≥ 80°	4-2-1	4-2-1
Plays in Rain	0-0	0-0
Plays in Snow	0-0	0-0
Plays in August	0-0-1	0-0-1
Plays in September	4-2-1	4-2-1
Plays in October	1-2	1-2
Plays in November	0-0	0-0
Plays in December	0-0	0-0
Plays on Sunday	0-0	0-0
Plays on Monday	0-1	0-1
Plays on Tuesday	3-0	3-0
Plays on Wednesday	0-0	0-0
Plays on Thursday	0-0	0-0
Plays on Friday	2-3-2	2-3-2
Plays on Saturday	0-0	0-0
Attendance is ≤ 999	2-1	2-1
Attendance is ≥ 1,000	3-3-2	3-3-2
Attempts ≤ 5 shots	0-0	0-0
Attempts 6-10 shots	0-3-1	0-3-1
Attempts 11-15 shots	4-1-1	4-1-1
Attempts 16+ shots	1-0	1-0
Opponent has ≤ 5 shots	1-0	1-0
Opponent has 6-10 shots	3-3-1	3-3-1
Opponent has 11-15 shots	1-1-1	1-1-1
Opponent has 16+ shots	0-0	0-0
Margin is tied	0-0-2	0-0-2
Margin is 1 goal	2-1	2-1
Margin is 2 goals	0-2	0-2
Margin is 3+ goals	3-1	3-1
Is Shutout	0-3-1	0-3-1
Scores 1 goal	1-1	1-1
Scores 2 goals	1-0-1	1-0-1
Scores 3+ goals	3-0	3-0
Opponent is shutout	4-0-1	4-0-1
Opponent Scores 1 goal	1-0	1-0
Opponent Scores 2 goals	0-3-1	0-3-1
Opponent Scores 3+ goals	0-1	0-1
Receives 0 yellow cards	1-0	1-0
Receives 1 yellow card	1-1-1	1-1-1
Receives 2 yellow cards	2-2	2-2
Receives 3+ yellow cards	1-1-1	1-1-1
Opponent Receives 0 yellow cards	2-0	2-0
Opponent Receives 1 yellow card	1-1	1-1
Opponent Receives 2 yellow cards	1-3	1-3
Opponent Receives 3+ yellow cards	1-0-2	1-0-2
Player Recieves Red card	1-3	1-3
2+ players score a goal	3-0	3-0
Player has 2+ goals	2-0	2-0
Player has 2+ assists	0-0	0-0
Player has goal & assist	1-0	1-0
Player makes 3+ saves	2-2-2	2-2-2
Longest Winning Streak	2	2
Longest Losing Streak	2	2
Longest Unbeaten Streak	3	3

FROM THE 'VILLE TO THE MLS...

The Cardinals have been successful in sending players into professional soccer and specifically Major League Soccer. Since the 2012 draft, Louisville has produced six first round selections in the MLS SuperDraft, including Andrew Farrell as the No. 1 overall pick in 2013. The Cardinals have also had two or more selections in the first two rounds of the SuperDraft six times, highlighted by a school record four selections in 2012. Overall, 21 players from the UofL have been chosen in the MLS SuperDraft all-time and another in the supplemental draft.

MLS Draftees

2019		
Adam Wilson	Toronto FC	2nd (#39)
2018		
Tim Kubel	Toronto FC	2nd (#28)
Mohamed Thiaw	San Jose Earthquakes	2nd (# 35)
2017		
Daniel Johnson	Chicago Fire	1st (#11)
Stefan Cleveland	Chicago Fire	2nd (#26)
Michael DeGraffenreidt	New York City FC	3rd (#60)
Romilio Hernandez	Portland Timbers	4th (#80)
2015		
Daniel Keller	LA Galaxy	3rd (#62)
2014		
Marlon Hairston	Colorado Rapids	1st (#12)
Jimmy Ockford	Seattle Sounders	2nd (#21)
2013		
Andrew Farrell	New England Revolution	1st (#1)
Paolo DelPiccolo	Montreal Impact	2nd (#27)
Greg Cochran	LA Galaxy	2nd (#38)
Brock Granger	Real Salt Lake	3rd (#88) Supp.
2012		
Nick DeLeon	DC United	1st (#7)
Austin Berry	Chicago Fire	1st (#9)
Colin Rolfe	Houston Dynamo	1st (#18)
Kenney Walker	LA Galaxy	2nd (#38)
2011		
J.T. Murray	Sporting KC	2nd (#32)
Charlie Campbell	FC Dallas	2nd (#35)
2010		
Othaniel Yanez	Columbus Crew	4th (#61)
2004		
Adrian Cann	Colorado Rapids	1st (#16)

MLS Homegrown Signees

2019	
Tate Schmitt	Real Salt Lake
2016	
Andrew Brody	Real Salt Lake
Ricardo Velazco	Real Salt Lake
2011	
Aaron Horton	Columbus Crew

ACTIVE CAREER LEADERS...

Points	Cherif Dieye, 38
Goals	Cherif Dieye, 17
Game-winning Goals	Cherif Dieye, 6
Assists	Cherif Dieye, 4
Shots	Cherif Dieye, 139
Shots on Goal	Cherif Dieye, 62
Saves	Jake Gelnovatch, 82
Wins	Jake Gelnovatch, 21
Shutouts	Jake Gelnovatch, 15
Games Started	Cody Cochran, 63
Games Played	Cherif Dieye, 72
Minutes Played	Cody Cochran, 5,678

A LONG LONG TIME AGO...

The Cardinals and Norse have not met on the soccer pitch since October 29, 1988, 31 years ago. A lot has changed since then...

- A US Postage Stamp cost 24 cents.
- A gallon of gas cost 91 cents.
- Louisville was a member of the Metro Conference, which ceased to exist after 1994.
- NKU was playing in Division II as a member of the GLVC.
- UofL head coach John Michael Hayden hadn't started kindergarten yet...he was four years old.
- NKU's head coach Stu Riddle was 12 years old.
- Ronald Regan was serving the last few months of his second term as the 40th president (we're currently on #45).
- Just a few days later George H. W. Bush defeated Michael Dukakis to become the 41st president.
- The Berlin Wall was still standing in Berlin, Germany.
- CDs out-sold vinyl records for the first time.
- Halloween 4: The Return of Michael Myers had just been released in theatres and the original Child's Play movie was released 10 days later. Other movies released in 1988 include: Beetlejuice, Twins, Rain Man, Coming to America, Bull Durham, Big, Crocodile Dundee 2, Who Framed Roger Rabbit?, and Die Hard.
- The US Stealth Bomber was unveiled.
- The TV shows The Wonder Years and Roseanne premiered.
- The Summer Olympic Games were held in Seoul, South Korea. The Soviet Union defeated Brazil 2-1 to win the gold medal in soccer. West Germany won the bronze (less than two year later West Germany ceased to exist, and soon after the Soviet Union as well).
- Groovy Kind Of Love by Phil Collins was the #1 song on the Billboard chart for the second week in a row.

GOALS BY CHERIF DIEYE...

Senior midfielder Cherif Dieye was named the ACC Men's Soccer Offensive Player of the Week on Sept. 23.

He is the first Cardinal to earn the ACC Offensive Player of the Week award since Tim Kubel on Sept. 5, 2017.

Dieye earns his first ACC Player of the week honor after scoring a pair of goals in an upset win over No. 17 Virginia Tech Friday night (Sept. 20). It was Dieye's first multi-goal game of his career, as both goals came in the final eight minutes of the game.

With the Cardinals trailing 1-0, Dieye scored the equalizer in the 82nd minute. After a long pass from Louka Masset, Dieye snuck past a Hokie defender and fired a shot into the upper right corner of the far post.

Less than four minutes later, Dieye found the back of the net again in what proved to be the game-winner in the 85th minute. His fourth goal of the season came on a shot inside the left post from about 30 yard outs.

GELNOVATCH GOLDEN GOALIE...

Junior goalkeeper Jake Gelnovatch was named the ACC Men's Soccer Co-Defensive Player of the Week on Sept. 9.

Gelnovatch shared the weekly honor with Virginia's Colin Shutler. He is the first Cardinal to earn ACC Defensive Player of the Week honors since Stefan Cleveland on Oct. 11, 2016.

For the week, Gelnovatch recorded two shutouts in a pair of 3-0 wins against then No. 9 Kentucky and on the road at FAU. He accounted for three saves in each game and also faced 10 shots against both the Wildcats and Owls. It was the first time Gelnovatch recorded back-to-back shutouts since Sept. 9 and 14 of last year against Duke and Boston College.

FIRST WIN MILESTONE...

Head coach John Michael Hayden became the first UofL head coach to get his first career win over a nationally ranked team when the Cardinals defeated then No. 9 Kentucky 3-0 on Sept. 3.

Coach Hayden also became only the second Cardinals' head coach to earn a win or tie in his first game at the helm, when Louisville earned a 2-2 draw against Cleveland State on Aug. 30. He is the first coach to do so since the program's first season when head coach Claudio Maldonado earned a 0-0 draw with Morehead State on Sept. 15, 1979.

PRESEASON RECOGNITION...

Emil Elveroth and Bradley Sample earn preseason recognition by TopDrawerSoccer.com.

Elveroth was named to the Preseason Men's Best XI Third Team. He is one of only two ACC forwards to be recognized on the list.

Sample was named as one of eight first-year players that should come in and make an impact in their first year of college soccer.

MAKING THE ROUNDS...

Of the current 24 Division I soccer conferences, Louisville has taken on at least one school in all but one of those leagues. The only remaining conferences the Cardinals have yet to play is the Northeast Conference.

ELVEROTH MAC HERMANN TROPHY WATCH LIST...

Junior forward Emil Elveroth has been named to the watch list for the 2019 MAC Hermann Trophy presented by World Wide Technology, as announced by the United Soccer Coaches and the Missouri Athletic Club.

The MAC Hermann Trophy is the most prestigious individual award in college soccer. It has been presented annually since 1967 and honors the United Soccer Coaches National Players of the Year in NCAA Division I men's and women's soccer based on voting conducted by NCAA Division I coaches.

Elveroth and 35 other men's players were named to the watch list. He is one of only two forwards on the list from the ACC.

Elveroth begins his first season with the Cardinals after spending the last two years at UNCW. Last season he earned first team All-Atlantic Region honors and was named to the All-CAA First Team. In 20 games, he scored 11 goals and had five assists for 27 points. He also had five game-winners.

As a freshman, Elveroth started in 19 of 20 games scoring five goals with two assists. He led the CAA with four game-winning goals. He was named a Second-Team NCCSIA All-State selection. He was also a member of All-Colonial Athletic Association Third Team while earning CAA All-Rookie Team accolades and CAA All-Tournament team.

SEASON OPENERS...

With a tie against Cleveland State, the Cardinals are now 17-19-5 all-time in season openers. UofL is unbeaten in their last seven season openers. Louisville played to a 2-2 tied against Cleveland State and a scoreless tie against Butler in 2016. The Cards last loss in a season opener came in came on August 26, 2012 when they fell to No. 9 Maryland 3-0. Louisville would get revenge on Maryland two years later when they knocked off the then-No. 2 Terrapins 1-0 on Aug. 29, 2014.

I WANT MY CARDS TV...

ACC Network (ACCN) the new, 24/7 national platform which launched on August 22, will kick off its men's soccer coverage this fall. ACCN will showcase the ACC's men's soccer programs with unprecedented national television coverage. The University of Louisville men's soccer team is scheduled for three matches on ACCN; September 24 against Georgetown, October 25 at UNC, and against Wake Forest on November 1.

The Cardinals will also be featured on national TV on Fox Sports when they host Virginia Tech on Sept. 20.

The seven other home matches for the Cards will be available on ACCNX via the ESPN App. Additionally, UofL's three road ACC games will be available on ACCNX.

DAWN OF A NEW DAY...

John Michael Hayden, a Louisville native who has served as an assistant coach with the Cardinals for four seasons, including each of the last three, was named head coach on Dec. 27, 2018.

Hayden became the fifth head coach in the history of the UofL men's soccer program, which completed its 40th season in 2018. During his four seasons as an assistant coach with the Cardinals (2012, 2016-18), the program accumulated a 52-19-11 record overall with four NCAA Championship berths, three Elite Eight appearances and two conference championships.

Hayden and the Cardinals will take on a pair of fellow first-year head coaches during the regular season. UofL opens the season against Cleveland State's new leader Sinisa Ubiparipovic. The Cards will also take on new Belmont head coach David Costa.

Louisville also played an exhibition game against UAB and their new head coach Jeff Kinney.

ACC PRESEASON POLL...

Louisville was picked to finish second in the ACC Atlantic Division in 2019 in a vote of the conference's 12 head coaches.

Wake Forest was chosen as the favorite in the Atlantic Division. North Carolina was tabbed as the favorite in the Coastal Division and was selected to win the league championship. The Tar Heels North Carolina received nine of the 12 first-place votes to win the 2019 championship.

2019 ACC Preseason Poll

Place	Team	Points (1st)
Atlantic Division		
1.	Wake Forest	64 (9)
2.	Louisville	48 (1)
3.	Syracuse	42 (1)
4.	NC State	38
5.	Clemson	36 (1)
6.	Boston College	18

Coastal Division

1.	North Carolina	65 (10)
2.	Virginia	46 (1)
3.	Duke	45 (1)
4.	Virginia Tech	38
5.	Notre Dame	36
6.	Pitt	16

Preseason Watch List

Kristofer Konradsson, Boston College, W/F, Sophomore
Malick Mbaye, Clemson, D, Senior
Daniele Proch, Duke, F, Senior
Lamine Conte, Louisville, M/D, Senior
Mauricio Pineda, North Carolina, M/D, Senior
David Loera, NC State, M, Junior
Felicien Dumas, Notre Dame, D, Graduate Student
Edward Kizza, Pitt, F, Junior
Ryan Raposo, Syracuse, M, Sophomore
Joe Bell, Virginia, M, Junior
Kristo Strickler, Virginia Tech, F, Junior
Bruno Lapa, Wake Forest, M, Senior

DR. MARK & CINDY LYNN STADIUM - HOME OF LOUISVILLE SOCCER



After more than a decade of playing in the Cardinal Park Track and Soccer Stadium, the University of Louisville men's and women's soccer teams moved into the premiere soccer venue in the country in 2014.

Dr. Mark & Cindy Lynn Stadium, a \$18.5 million, state-of-the-art soccer stadium features seating capacity for more than 5,300 and includes a 15,500-square-foot training center.

The natural turf field is surrounded by chairback seating for 2,300 in the main grandstand, bleacher seating for 900 in the east end zone and two berms, which can accommodate 2,100. It is the second-largest on-campus facility project the Cardinals have built.

In addition to the pitch, the complex surrounding the area is fully loaded to ensure Louisville's student-athletes enjoy their experiences. The building features separate team locker rooms in addition to their opponents, along with coaches' locker rooms. When they are not in competition or training, the men's and women's teams have the ability to spend time in their own lounge areas located in their respective locker rooms.

Also, Cardinal student-athletes and coaches will be provided an 830-square-foot meeting/video room for scouting purposes.

When Louisville is practicing or warming up before a match, they can take advantage of an approximately 700-square-foot indoor warm-up area designed to give the Cardinals the maximum space for training.

For fans entering arguably the best soccer stadium in the country, they are greeted by six ticket windows, staffed by Louisville's ticket office, to help limit long wait times. Upon gaining admission, fans will be greeted by the main concession stand that features up to 14 queues or they can stroll around the concourse that extends around the end lines.

Housed atop the grandstand at midfield, the press box has ample amounts of room and amenities to accommodate those covering the game. Adjacent to the press box is a donor suite, along with a separate television suite, radio suite, an area for the media as well as an operations room.

The Cardinals are 41-14-14 all-time at Dr. Mark and Cindy Lynn Stadium, including 14-7-6 against ranked foes. Louisville hosted NCAA Championship matches at Lynn Stadium during the 2014, 2016, 2017 and 2018 seasons.

Additional Features:

- Spectators' view from each angle of the field was modeled after Major League Soccer's Sporting KC's stadium, which was built in 2011.
- Each individual locker - there are 33 total in each locker room - boasts power outlets and the men's and women's rooms each will showcase flat-screen televisions and a Cardinal bird in the ceilings.
- For improved security, student-athletes and coaches will have to go through finger print access points to gain admission into the facility.
- Over 300 feet of dasher boards will be on display along the north side of the pitch.



Lynn Stadium Attendance Records

1.	8/29/2014	#2 Maryland	7,047
2.	9/5/2014	Cornell	5,749
3.	9/8/2015	#15 Kentucky	4,507
4.	10/24/2014	Clemson	4,318
5.	9/16/2016	#1 Notre Dame	4,043
6.	9/26/2014	Pitt	4,016
7.	9/13/2014	Duke	3,959
8.	10/7/2014	#5 Indiana	3,755
9.	10/13/2017	#4 North Carolina	3,435
10.	10/17/2014	#2 Syracuse	3,367

LOUISVILLE INDIVIDUAL GAME HIGHS

Points	4 (2x)	MR - Kino Ryosuke	vs Belmont (Oct 01)
Goals	2 (2x)	MR - Kino Ryosuke	vs Belmont (Oct 01)
Assists	1 (11x)	MR - Cherif Dieye	vs NC State (Sep 27)
		Will Hirschman	vs NC State (Sep 27)
Shots	6 (3x)	Cherif Dieye	at Virginia (Oct 04)
SOG	4 (2x)	Cherif Dieye	vs Belmont (Oct 01)
Saves	7	Jake Gelnovatch	at Syracuse (Sep 13)

OPPONENT INDIVIDUAL GAME HIGHS

Points	4	Kimarni Smith	at Clemson (Oct 11)
		Robbie Robinson	at Clemson (Oct 11)
Goals	2	Kimarni Smith	at Clemson (Oct 11)
Assists	2	Robbie Robinson	at Clemson (Oct 11)
Shots	6	Daryl Dike	at Virginia (Oct 04)
SOG	4	Daryl Dike	at Virginia (Oct 04)
Saves	8	Nicolo Dini	vs Belmont (Oct 01)

LOUISVILLE TEAM GAME HIGHS

Points	8 (2x)	MR - vs Belmont (Oct 01)
Goals	3 (3x)	MR - vs Belmont (Oct 01)
Assists	2 (4x)	MR - vs Belmont (Oct 01)
Shots	23	vs Belmont (Oct 01)
Shot Pct.	.231	at FAU (Sep 06)
SOG	11	vs Belmont (Oct 01)
SOG Pct.	.667	at Syracuse (Sep 13)
Saves	7	at Syracuse (Sep 13)
Corners	13	vs Belmont (Oct 01)
Fouls	20	at Syracuse (Sep 13)

OPPONENT TEAM GAME HIGHS

Points	12	at Clemson (Oct 11)
Goals	4	at Clemson (Oct 11)
Assists	4	at Clemson (Oct 11)
Shots	14	at Syracuse (Sep 13)
Shot Pct.	.308	at Clemson (Oct 11)
SOG	8	at Virginia (Oct 04)
SOG Pct.	.727	at Virginia (Oct 04)
Saves	8	vs Belmont (Oct 01)
Corners	7	at Virginia (Oct 04)
Fouls	26	at Syracuse (Sep 13)

LOUISVILLE TEAM GAME LOWS

Points	0 (4x)	MR - at Clemson (Oct 11)
Goals	0 (4x)	MR - at Clemson (Oct 11)
Assists	0 (4x)	MR - at Clemson (Oct 11)
Shots	6	at Syracuse (Sep 13)
SOG	3 (2x)	MR - at Clemson (Oct 11)
Saves	0 (2x)	MR - vs Belmont (Oct 01)
Corners	1	at Virginia (Oct 04)
Fouls	8	vs Belmont (Oct 01)

OPPONENT TEAM GAME LOWS

Points	0 (5x)	MR - vs Belmont (Oct 01)
Goals	0 (5x)	MR - vs Belmont (Oct 01)
Assists	0 (6x)	MR - vs Belmont (Oct 01)
Shots	2	vs Belmont (Oct 01)
SOG	0	vs Belmont (Oct 01)
Saves	2	vs NC State (Sep 27)
Corners	0	vs Belmont (Oct 01)
Fouls	4	at South Florida (Sep 09)

LOUISVILLE TEAM RECORDS (MIN. 10 GAMES)

Records MOST WINS.....20 (2010) FEWEST WINS.....2 (1990, 1993) CONSECUTIVE WINS.....12 (9/25 - 11/12/10) CONSECUTIVE UNBEATEN.....23 (9/3 - 12/10/10) MOST HOME WINS.....11 (2010, 2016) MOST ROAD WINS.....7 (2011) CONSECUTIVE HOME WINS.....12 (10/2/10 - 9/17/11) CONSECUTIVE HOME UNBEATEN.....27 (9/11/09 - 9/17/11) MOST WINS VS RANKED OPP.....6 (2010, 2016) MOST GAMES VS RANKED OPP.....12 (2016) MOST LOSSES.....18 (1986) FEWEST LOSSES.....1 (2010) CONSECUTIVE LOSSES.....11 (9/8 - 10/15/95) CONSECUTIVE WINLESS.....18 (11/28/89 - 10/21/90;10/14/92 - 10/1/93) MOST TIES.....4 (2009) MOST OVERTIMES.....9 (2008) MOST GAMES PLAYED.....24 (2010) LARGEST HOME CROWD.....7,821, #2 UCLA (8/27/11) LARGEST ROAD CROWD.....4,346, #14 UConn (9/2/16) Points GAME HIGH.....20, Virginia (9/24/2016) SEASON HIGH.....142 (2010) SEASON LOW.....50 (2004) Points Per Game SEASON HIGH.....6.45 (2009) SEASON LOW.....2.63 (2004)	Goals GAME HIGH.....10, Asbury (10/1/1987)10, Georgetown (9/13/1980) SEASON HIGH.....49 (2010) SEASON LOW.....18 (2004) Goals Per Game SEASON HIGH.....2.30 (2009) LOW SEASON.....0.95 (2004) Assists GAME HIGH.....8, Butler (9/17/2011)8, Virginia (9/24/2016) SEASON HIGH.....50 (2011) SEASON LOW.....14 (2004) Assists Per Game SEASON HIGH.....2.17 (2011) SEASON LOW.....0.74 (2004) Shots GAME HIGH.....45, Xavier (10/4/1992) SEASON HIGH.....457 (1985) SEASON LOW.....194 (2015) Shots Per Game SEASON HIGH.....18.09 (2011) SEASON LOW.....10.21 (2015) Shots on Goal SEASON HIGH.....175 (2010) SEASON LOW.....57 (2001)	Shots on Goal Per Game SEASON HIGH.....7.29 (2010) SEASON LOW.....3.00 (2001) Penalty Kicks Made SEASON HIGH.....5 (2017 and 2018) SEASON LOW.....1, many times (MR - 2015) Penalty Kick Attempts SEASON HIGH.....6 (2018) SEASON LOW.....1, three times (MR - 2015) Saves GAME HIGH.....17, Evansville (9/8/1994) SEASON HIGH.....392 (1983) SEASON LOW.....42 (2017) Saves Per Game SEASON HIGH.....4.47 (2004) SEASON LOW.....2.10 (2017) Saves Percent SEASON HIGH......808 (2013) SEASON LOW......643 (2015) Goals Against Average SEASON HIGH.....0.66 (2017) SEASON LOW.....1.73 (2004) Shutouts CONSECUTIVE.....5 (9/21 - 10/6/13; 9/30 - 10/17/17) SEASON HIGH.....13 (2009) SEASON LOW.....2 (2015)
---	---	--

COACHES	
No.	Team
1	Virginia
2	Washington
3	Southern Methodist
4	Indiana
5	Charlotte
6	Wake Forest
7	Stanford
8	Saint Mary's (CA)
9	Central Florida
10	St. John's
11	Clemson
12	Georgetown
13	New Hampshire
14	Missouri State
15	Florida International
16	Kentucky
17	James Madison
18	North Carolina
19	Navy
20	North Carolina State
21	Duke
22	Virginia Tech
23	San Diego
24	Cal State Fullerton
25	Maryland

COLLEGE SOCCER NEWS	
No.	Team
1	Virginia
2	SMU
3	Washington
4	Clemson
5	Stanford
6	Georgetown
7	Wake Forest
8	St. Mary's
9	St. John's
10	Charlotte
11	Indiana
12	UCF
13	FIU
14	New Hampshire
15	Navy
16	Missouri State
17	UC Santa Barbara
18	Maryland
19	James Madison
20	San Diego
21	Kentucky
22	North Carolina
23	Yale
24	Virginia Tech
25	Marshall

TOPDRAWER	
No.	Team
1	Virginia
2	Washington
3	UCF
4	SMU
5	Georgetown
6	Clemson
7	Indiana
8	Charlotte
9	St. John's
10	Wake Forest
11	Stanford
12	UC Santa Barbara
13	San Diego
14	Boston College
15	Maryland
16	Virginia Tech
17	NC State
18	North Carolina
19	Notre Dame
20	Louisville
21	Florida International
22	Missouri State
23	Kentucky
24	Navy
25	New Hampshire

SOCCER AMERICA	
No.	Team
1	Virginia
2	Washington
3	SMU
4	Stanford
5	Saint Mary's (CA)
6	Charlotte
7	UCF
8	Kentucky
9	Wake Forest
10	Indiana
11	St. John's
12	NC State
13	Clemson
14	North Carolina
15	FIU
16	Duke
17	New Hampshire
18	Missouri State
19	Navy
20	James Madison
21	Georgetown
22	Maryland
23	Louisville
24	UC Santa Barbara
25	USF

NCAA RPI	
No.	Team
1	Virginia
2	St. John's (NY)
3	Wake Forest
4	UCF
5	Georgetown
6	SMU
7	Washington
8	Virginia Tech
9	Indiana
10	Penn St.
11	Syracuse
12	Clemson
13	Charlotte
14	Stanford
15	Louisville
16	Kentucky
17	Notre Dame
18	NC State
19	FIU
20	Missouri St.
21	Saint Louis
22	James Madison
23	Boston College
24	UC Santa Barbara
25	New Hampshire

CARDINALS IN THE NATIONAL POLLS

	United Soccer Coaches	College Soccer News	Top Drawer	Soccer America	RPI
Date					
Pre.	14th	15th	9th	16th	--
Week 1	RV	15th	8th	19th	--
Week 2	20th	12th	5th	10th	--
Week 3	RV	19th	10th	24th	--
Week 4	17th	15th	10th	17th	--
Week 5	24th	15th	11th	18th	--
Week 6	RV	24th	5th	23rd	--
Week 7		RV	20th		15th
Week 8					
Week 9					
Week 10					
Week 11					

LOUISVILLE INDIVIDUAL RECORDS (MIN. 10 GAMES)

Points

GAME..... 10, George Zabaneh, at Belmont (10/16/1999)
 SEASON..... 37, Jack Palmquist (1982)
 CAREER..... 106, Jamil Shalash (1983-86)

Goals

GAME..... 5, George Zabaneh, at Belmont (10/16/1999)
 SEASON..... 15, Jamil Shalash (1986)
 CAREER..... 48, Jamil Shalash (1983-86)

Goals Per Game

SEASON..... 0.68, Jamil Shalash (1986)
 CAREER..... 0.56 Simon Bird (2001-03)

Game Winning Goals

SEASON..... 7, Mohamed Thiaw (2016)
 CAREER..... 11 Tate Schmitt (2015-18)

Assists

GAME..... 4, Tim Kubel, Virginia (9/24/2016)
 SEASON..... 11, Stuart Langrish (2000)
 CAREER..... 11, Tim Kubel (2016)
 CAREER..... 26, Tim Kubel (2014-17)

Assists Per Game

SEASON..... 0.50, Stuart Langrish (2000)
 CAREER..... 0.50, Tim Kubel (2016)
 CAREER..... 0.33, Ricardo Velazco (2013-14)

Shots

GAME..... 10, Aaron Clapham, vs. Marquette (9/26/2008)
 SEASON..... 10, David Guzman, vs. DePaul (10/7/2006)
 CAREER..... 92, Simon Bird (2003)
 CAREER..... 233 Colin Rolfe (2008-11)

Shots Per Game

SEASON..... 4.60, Simon Bird (2003)
 CAREER..... 3.29, David Guzman (2004-06)

Shots on Goal

SEASON..... 4.0 Simon Bird (2003)
 CAREER..... 89 Colin Rolfe (2008-11)

Shots on Goal Per Game

SEASON..... 2.00, Simon Bird (2003)
 CAREER..... 1.57, David Guzman (2004-06)

Saves

GAME..... 17, Jonathan Walker, vs. Evansville (9/8/1994)
 SEASON..... 151, Jonathan Walker (1994)
 CAREER..... 356, Scott Johnson (1985-86)

Saves Per Game

SEASON..... 5.11, Steven DeGeorge (2005)
 CAREER..... 4.38 Charles Edwards (2004-06)

Save Percent

SEASON..... .833, Will Meyer (2017)
 CAREER..... 0.71, Stefan Cleveland (2016)

Goals Against

SEASON..... 0.49, Will Meyer (2017)
 CAREER..... 0.71, Stefan Cleveland (2016)

Wins

SEASON..... 20, Andre Boudreaux (2010)
 CAREER..... 58, Andre Boudreaux (2007-11)

Shutouts

SEASON..... 13, Andre Boudreaux (2009)
 CAREER..... 37, Andre Boudreaux (2007-11)

Games Played

SEASON..... 24, six players (2010)
 CAREER..... 95, Austin Berry (2007-11)

Games Started

SEASON..... 24, Andre Boudreaux (2010)
 CAREER..... 88, Andre Boudreaux (2007-11)

Minutes Played

SEASON..... 2,255, Andre Boudreaux (2010)
 CAREER..... 8,260 Austin Berry (2007-11)

Penalty Kicks Made

SEASON..... 3, four times MR - Geoffrey Dee (2018)
 CAREER..... 6, Tim Kubel (2014-17)

Penalty Kicks Attempted

SEASON..... 4, Ricardo Velazco (2013)
 CAREER..... 6, Tim Kubel (2014-17)
 CAREER..... 6, Ricardo Velazco (2013-14)

THE LAST TIME LOUISVILLE...

IN THE RANKINGS (UNITED SOCCER COACHES)

Was Ranked	No. 24, 10/1/2019
Played a Ranked Team	at No. 11 Clemson, 10/11/2019 (L, 4-0)
Defeated a Ranked Team	vs. No. 2 Georgetown, 9/24/2019 (W, 1-0)
Played a No. 1 Ranked Team	at No. 1 Virginia, 10/4/2019 (L, 2-0)
Defeated a No.1 Ranked Team	at No. 1 Wake Forest, 11/7/2018 (W, 2-1 OT)
Played a Top-5 Ranked Team	vs. No. 2 Georgetown, 9/24/2019 (W, 1-0)
Defeated a Top-5 Ranked Team	vs. No. 2 Georgetown, 9/24/2019 (W, 1-0)
Played a Top-10 Ranked Team	vs. No. 9 Kentucky, 9/3/2019 (W, 3-0)
Defeated a Top-10 Ranked Team	vs. No. 9 Kentucky, 9/3/2019 (W, 3-0)
Defeated a Ranked Team on the road	at No. 1 Wake Forest, 11/7/2018 (W, 2-1 OT)
Defeated a Top-10 Team on the road	at No. 1 Wake Forest, 11/7/2018 (W, 2-1 OT)

CONSECUTIVE GAME STREAKS

Won 5+ Consecutive Games.....	Sept. 9 - 24, 2016 (5 straight)
Won 10+ Consecutive Games	Sept. 25 - Nov. 12, 2010 (12 straight)
Unbeaten 5+ Consecutive Games.....	Sept. 9 - 28, 2018 (6 straight)
Unbeaten 10+ Consecutive Games	Sept. 3, 2010 - Dec. 10, 2010 (23 straight)
Lost 5+ Consecutive Games	Oct. 27, 2004 - Sept. 2, 2005 (5 straight)
Lost 10+ Consecutive Games	Sept. 8, 1995 - Oct. 15, 1995 (11 straight)
Winless 5+ Consecutive Games	Oct. 27, 2004 - Sept. 2, 2005 (5 straight)
Winless 10+ Consecutive Games.....	Sept. 10, 2002 - Oct. 15, 2002 (10 straight)

SCORING

Player scored 2 goals	Kino Ryosuke (2), vs. Belmont, 10/1/2019
Two players scored 2 goals	Yet to happen since 2001
Player scored a hat trick	Mohamed Thiaw, vs. Florida Atlantic, 10/10/2017
Player scored ≥ 4 goals	George Zabaneh (5), at Belmont, 10/16/1999
Player came off the bench to score	Cherif Dieye, vs. Belmont, 10/1/2019
Player scored a goal ≤ 2:00	Emil Elveroth (1:49), vs. #9 Kentucky, 9/3/2019
Player scored a goal ≤ 5:00	Emil Elveroth (1:49), vs. #9 Kentucky, 9/3/2019
Player scored game-winner ≥ 85:00 of Reg.	Tate Schmitt (85:06), vs. Notre Dame, 11/4/2018
Player scored in overtime	Elijah Amo (97:58), at Wake Forest, 11/7/2018
Player scored in double overtime	Kino Ryosuke (105:44), vs. No. 2 Georgetown, 9/24/2019
Player scored in consecutive games	Louka Masset
.....	vs. No. 9 Kentucky, 9/3/2019 and at FAU, 9/6/2019
Player scored in three straight games	Tate Schmitt
.....	vs. Boston College 9/22/2017, vs. USF 9/26/2017, and at Duke 9/30/2017

Two players scored a goal	vs. Belmont, 10/1/2019
.....	Cherif Dieye (68:05) and Kino Ryosuke (69:06 and 78:34)

Three players scored a goal	at FAU, 9/6/2019
.....	Louka Masset (52:50), Cherif Dieye (61:58), and Izaiah Jennings (69:59)

Four players scored a goal	vs. Duke, 9/13/2014; Will Vitalis (3:18),
.....	Ben Strong (5:22 and 54:09), Santiago Velez (39:47), and Romilio Hernandez (66:02)
Five players scored a goal	vs. Belmont , 10/4/2016, Mohamed Thiaw (18:21),
.. Jack Gayton (21:36), Daniel Johnson (55:51), Grant Hollkamp (67:50), and Cherif Dieye (76:54)	

Scored 2 goals/half	2nd half, vs. No. 17 Virginia Tech, 9/20/2019
----------------------------------	--

Scored ≥ 3 goals/half	3, 2nd half, vs. Belmont, 10/1/2019
------------------------------------	--

Scored 3 goals	vs. Belmont, 10/1/2019
-----------------------------	-------------------------------

Scored 4 goals	vs. Boston College (4-0), 9/22/2017
----------------------	-------------------------------------

Scored 5 goals	vs. Florida Atlantic (5-0), 10/10/2017
----------------------	--

Scored 6 goals	vs. Belmont (6-0), 10/4/2016
----------------------	------------------------------

Scored ≥ 7 goals	vs. Asbury (10-1), 10/1/1987
------------------------	------------------------------

Allowed 3 goals	vs. Lipscomb (2-3), 10/16/2018
-----------------------	--------------------------------

Allowed 4 goals	vs. #2 Wake Forest (2-4), 10/30/2015
-----------------------	--------------------------------------

Allowed 5 goals	at Connecticut (1-5), 11/16/2007
-----------------------	----------------------------------

Allowed ≥ 6 goals	at Charlotte, (0-6), 10/16/1998
-------------------------	---------------------------------

Scored an own goal	vs. Cleveland State, 8/30/2019
---------------------------------	---------------------------------------

Overcame 2-goal deficit to win	4-2, vs. Bakersfield, (0-2, 42:00), 9/15/2013
--------------------------------------	---

Overcame 3-goal deficit to win	Yet to happen since 2001
--------------------------------------	--------------------------

Won by 3 or more goals	vs. Belmont, 10/1/2019 (W, 3-0)
-------------------------------------	--

SHOTS

Player had 6-7 Shots	Cherif Dieye (6), at No. 1 Virginia, 10/4/2019
-----------------------------------	---

Player had 8-9 Shots	Ricardo Velazco (8), at Michigan State, 11/24/2013
----------------------------	--

Player had ≥ 10 Shots	Aaron Clapham (10), vs. Marquette, 9/26/2008
-----------------------------	--

Player had 5 SoG	Tate Schmitt (5), vs. UCLA, 11/20/2016
------------------------	--

Player had 6-7 SoG	Nick DeLeon (6), vs. St. John's, 10/2/2010
--------------------------	--

Player had ≥ 8 SoG	Yet to happen since 2001
--------------------------	--------------------------

Had 10-19 shots	11, at No. 11 Clemson, 10/11/2019
------------------------------	--

Had 20-24 shots	23, vs. Belmont, 10/1/2019
------------------------------	-----------------------------------

Had 25-29 Shots	25, vs. IUPUI, 9/19/2017
-----------------------	--------------------------

Had 30-35 Shots	30, vs. Central Arkansas, 9/11/2011
-----------------------	-------------------------------------

Had ≥ 35 Shots	45, vs. Xavier, 10/4/1992
----------------------	---------------------------

Had 5-9 SoG	5, vs. No. 2 Georgetown, 9/24/2019
--------------------------	---

Had 10-14 SoG	11, vs. Belmont, 10/1/2019
----------------------------	-----------------------------------

Had ≥ 15 SoG	16, vs. DePaul, 10/3/2012
--------------------	---------------------------

Had ≤ 0-2 SoG and Won	1, at Boston College, 9/14/2018
-----------------------------	---------------------------------

Held Opponent to 0 Shots	vs. Cleveland State, 9/4/2013
--------------------------------	-------------------------------

Held Opponent to 1 Shot	vs. #16 Virginia, 9/24/2016
-------------------------------	-----------------------------

Held Opponent to 0 SoG	vs. Belmont, 10/1/2019
-------------------------------------	-------------------------------

Held Opponent to 1 SoG	vs. No. 17 Virginia Tech, 9/20/2019
-------------------------------------	--

PENALTY KICK

Player Scored a PK	Louka Masset, at FAU, 9/6/2019
---------------------------------	---------------------------------------

Player Scored two PK's	Mohamed Thias, vs. Florida Atlantic, 10/10/2017
------------------------------	---

Player Scored a PK in overtime	Yet to happen since 2001
--------------------------------------	--------------------------

Player Stopped a PK	Jake Gelnovatch, vs. Pittsburgh, 9/21/2018
---------------------------	--

Opponent scored a PK	Kimarni Smith, at No. 11 Clemson, 10/11/2019
-----------------------------------	---

Opponent scored a PK in overtime	Sean MacLeod, at #16 Notre Dame, 10/6/2018
--	--

Opponent stopped a PK	Luke Iacobellis, vs. St. Bonaventure, 8/24/2018
-----------------------------	---

SAVES AND SHUTOUTS

Player recorded consecutive shutouts	Jake Gelnovatch
---	------------------------

.....	vs. #9 Kentucky, 9/3 2019 (3-0) and at FAU, 9/6/2019 (3-0)
-------	---

Player had 5-9 saves	Jake Gelnovatch (6), at No. 1 Virginia, 10/4/2019 (L, 2-0)
-----------------------------------	---

Player had 10-14 saves	David Simolike (10), vs. Kentucky, 8/30/2006
------------------------------	--

Player had ≥ 15 saves	Jonathan Walker (17), vs. Evansville, 9/8/1994
-----------------------------	--

Player had 5 saves in consecutive games	Theo Jamilloux
---	----------------

.....	(5) at Duke, 11/4/2015; (7), at #1 Wake Forest, 11/8/2015
-------	---

Player had 10 saves in consecutive games	Yet to happen since 2001
--	--------------------------

Was shut out	at No. 1 Virginia, 10/4/2019 (L, 2-0)
---------------------------	--

Was shut out in consecutive games	at #22 Wake Forest, 11/1/2014 (L, 1-0 OT)
---	---

.....	and vs. SIUE, 10/28/2014 (T, 0-0 2OT)
-------	---------------------------------------

Recorded a shutout	vs. Belmont, 10/1/2019 (W, 3-0)
---------------------------------	--

Recorded consecutive shutouts	vs. #9 Kentucky, 9/3 2019 (W, 3-0)
--	---

.....	and at FAU, 9/6/2019 (3-0)
-------	-----------------------------------

Had 5-9 Saves	6, at at No. 1 Virginia, 10/4/2019
----------------------------	---

Had 10-14 Saves	11, vs. Kentucky, 8/30/2006
-----------------------	-----------------------------

Had ≥ 15 saves	17, vs. Evansville, 9/8/1994
----------------------	------------------------------

Had 0 Saves and Won	vs. Belmont, 10/1/2019
----------------------------------	-------------------------------

POINTS

Player had a goal and an assist	Emil Elveroth and Cherif Dieye
--	---------------------------------------

.....	vs. #9 Kentucky, 9/3/2019
-------	----------------------------------

Player had two goals and an assist	Tate Schmitt, vs. Boston College, 9/22/2017
--	---

Player had three goals and an assist	Yet to happen since 2001
--	--------------------------

Player had a goal and two assists	Ben Strong, vs. Memphis, 9/22/2015
---	------------------------------------

Player had a goal and three assists	Colin Rolfe, at #5 Maryland, 11/27/2011
---	---

Player had two goals and two assists	Yet to happen since 2001
--	--------------------------

Player had 5 points	Tate Schmitt, vs. Boston College, 9/22/2017
---------------------------	---

Player had 6 points	Mohamed Thiaw, vs. Florida Atlantic, 10/10/2017
---------------------------	---

Player had ≥ 7 points	George Zabaneh (10), at Belmont, 10/16/1999
-----------------------------	---

Had 10-14 points	10, vs. #2 Duke, 9/9/2018
------------------------	---------------------------

Had 15-19 points	17, vs. Belmont, 10/4/2016
------------------------	----------------------------

Had ≥ 20 points	20, vs. #16 Virginia, 9/24/2016
-----------------------	---------------------------------

ASSISTS

Player had 2 assists	Tate Schmitt, vs. #2 Duke, 9/9/2018
----------------------------	-------------------------------------

Player had 3 assists	Colin Rolfe, at #5 Maryland, 11/27/2011
----------------------------	---

Player had ≥ 4 assists	Tim Kubel (4), vs. #16 Virginia, 9/24/2016
------------------------------	--

Player had an assist in consecutive games	Louka Masset
--	---------------------

.....	vs. No. 17 Virginia Tech, 9/20/2019 and vs. No. 2 Georgetown, 9/24/2019
-------	--

Player had an assist in three straight games	Pedro Fonseca
--	---------------

.....	at #1 Wake Forest 10/26/18, vs. #18 Notre Dame 11/4/18, and at #1 Wake Forest 11/7/2018
-------	---

Had 3 assists	vs. Florida Atlantic, 10/10/2017
---------------------	----------------------------------

Had 4 assists	vs. #2 Duke, 9/9/2018
---------------------	-----------------------

Had 5 assists	vs. Belmont, 10/4/2016
---------------------	------------------------

Had 6 assists	7, vs. Memphis, 9/22/2015
---------------------	---------------------------

Had 7 assists	vs. Memphis, 9/22/2015
---------------------	------------------------

Had ≥ 8 assists	8, vs. #16 Virginia, 9/24/2016
-----------------------	--------------------------------

OVERTIME

Match Ended in Tie	at Syracuse(T, 0-0), 9/13/2019
---------------------------------	---------------------------------------

Match Ended in Scoreless Tie	at Syracuse(T, 0-0), 9/13/2019
---	---------------------------------------

Played an OT game	vs. Michigan State (L, 2-1), 11/18/2018
-------------------------	---

Played an 2OT game	vs. No. 2 Georgetown (W, 1-0), 9/24/2019
---------------------------------	---

Played consecutive OT games	at #1 Wake Forest (L, 2-1 OT), 10/26/2018
-----------------------------------	---

.....	and vs. Clemson (W, 1-0 2OT), 10/20/2018
-------	--

Played consecutive 2OT games	vs. Clemson (T, 0-0), 10/24/2014
------------------------------------	----------------------------------

.....	and vs. SIUE (T, 0-0), 10/28/2014
-------	-----------------------------------

Won an OT game	at #1 Wake Forest (W, 2-1), 11/7/2018
----------------------	---------------------------------------

Won a 2OT game	vs. No. 2 Georgetown (W, 1-0), 9/24/2019
-----------------------------	---

Won consecutive OT games	vs. DePaul (W, 2-1 2OT), 10/20/2010
--------------------------------	-------------------------------------

.....	and at USF (W, 2-1 2OT), 10/23/2010
-------	-------------------------------------

Won an OT game at home	vs. No. 2 Georgetown (W, 1-0), 9/24/2019
-------------------------------------	---

Won an OT game at neutral site	vs. #4 North Carolina (T, 0-0), 10/13/2017 (@Cary, N.C.)
--------------------------------------	--

Won an OT game on the road	at #1 Wake Forest (W, 2-1), 11/7/2018
----------------------------------	---------------------------------------

Won in a shootout	vs. Denver (W, 3-2), 11/21/2013
-------------------------	---------------------------------

Lost an OT game	vs. Michigan State (L, 2-1), 11/18/2018
-----------------------	---

Lost a 2OT game	vs. #19 Clemson (L, 2-1), 11/16/2014
-----------------------	--------------------------------------

Lost an OT game at home	vs. Michigan State (L, 2-1), 11/18/2018
-------------------------------	---

Lost an OT game on the road	at #1 Wake Forest (L, 2-1), 10/26/2018
-----------------------------------	--

Lost in a shootout	vs. Akron (L, 4-3), 12/1/2017
--------------------------	-------------------------------





WILL MEYER

1

R-Junior | 6-1
Solon, Ohio
Solon

GOALKEEPER

CAREER NOTES

- Red-shirted his first season at UofL in 2016
- Majoring in political science
- 2017, 2018, 2019 ACC Academic Honor Roll

PRIOR TO LOUISVILLE

- Played four years of prep soccer at Solon, including 56 matches overall
- As a senior, named First Team All-Ohio, Cleveland.com Goalkeeper of the Year, First Team All-Cleveland, Conference Player of the Year and First Team All-Conference
- Second Team All-Ohio, First Team All-Cleveland and First Team All-Conference as a junior



WILLIAM PORTMAN

2

Sophomore | 5-8
Sheffield, England
King Edward VII

DEFENSEMAN

CAREER NOTES

- Majoring in Sport Administration

PRIOR TO LOUISVILLE

- Played for the Sheffield United U23 developmental program
- Helped Sheffield United win the National Development League U18 Championship



LAMINE CONTE

3

Senior | 5-10
Conakary, Guinea
YSC Academy
Mobile

MIDFIELDER

CAREER NOTES

- Transferred in for the 2018 season
- Majoring in Accounting
- 2018 ACC Championship All-Tournament Team
- 2019 ACC Academic Honor Roll

PRIOR TO LOUISVILLE

- Played two seasons at the University of Mobile, making 23 starts
- Named an NAIA Second Team All-American as a sophomore
- Selected to the Southern States Athletic Conference All-Tournament Team
- Earned SSAC First Team All-Conference and NAIA All-National Team honors
- Named to the SSAC All-Freshman Team in 2016

CAREER STATS

Season	GP	Minutes	GA	GAAvg	Saves	Save%	W	L	T	Sho
2017	11	920:54	5	0.49	25	.833	6	1	3	7
2018	4	360:00	6	1.50	6	.500	2	2	0	2
TOTAL	15	1280:54	11	0.77	31	.738	8	3	3	9

SEASON STATS

CAREER STATS

Season	GP	Min.	G	A	Pts	Shot	Shot%	SOG	SOG%	GW	PK-Att
2018	17	1532	0	0	0	2	.000	2	1.000	0	0-0
2019	2	43	0	0	0	0	.000	0	.000	0	0-0
TOTAL	19	1575	0	0	0	2	.000	2	1.000	0	0-0

SEASON STATS

Date	Opponent	Score	GP	GS	G	A	Pts	Sh	Sh%	Sog	Sog%	GW	GT	UA	OT	PK-Att	YC	RC	Min
Oct 01, 2019	BELMONT	3-0	*	*	0	0	0	0	.000	0	.000	0	0	0	0	0-0	0	0	23
Oct 04, 2019	at Virginia	0-2	*	*	0	0	0	0	.000	0	.000	0	0	0	0	0-0	1	1	20
Totals		3-2	2	1	0	0	0	0	.000	0	.000	0	0	0	0	0-0	1	1	43

Games played: 2

Shots per game: 0.00;Goals per game: 0.00

Assists per game: 0.00;Points per game: 0.00

CAREER STATS

Season	GP	Min.	G	A	Pts	Shot	Shot%	SOG	SOG%	GW	PK-Att
2016*	8	-	0	0	0	1	.000	0	.000	0	0-0
2017*	17	-	1	0	2	1	1.000	1	1.000	0	0-0
2018	19	1294	0	1	1	1	.000	0	.000	0	0-0
2019	4	198	0	0	0	2	.000	1	.500	0	0-0
TOTAL	23	1492	0	1	1	3	.000	1	.333	0	0-0
All*	48	1492	1	1	3	5	.200	2	.400	0	0-0

* include statistics from Mobile

SEASON STATS

Date	Opponent	Score	GP	GS	G	A	Pts	Sh	Sh%	Sog	Sog%	GW	GT	UA	OT	PK-Att	YC	RC	Min
Sep 13, 2019	at Syracuse	0-0	*	*	0	0	0	0	.000	0	.000	0	0	0	0	0-0	1	0	73
Sep 20, 2019	VIRGINIA TECH	2-1	*	*	0	0	0	2	.000	1	.500	0	0	0	0	0-0	1	0	80
Sep 24, 2019	GEORGETOWN	1-0	*	*	0	0	0	0	.000	0	.500	0	0	0	0	0-0	0	0	13
Sep 27, 2019	NC STATE	1-2	*	*	0	0	0	0	.000	0	.500	0	0	0	0	0-0	0	0	32
Totals		4-3	4	2	0	0	0	2	.000	1	.500	0	0	0	0	0-0	2	0	198

Games played: 4

Shots per game: 0.50;Goals per game: 0.00

Assists per game: 0.00;Points per game: 0.00



HAJI ABDIKADIR **4**

Sophomore | 5-9
Louisville, Ky.
Louisville Collegiate

FORWARD

CAREER NOTES

- Undecided on a major
- Born in in Nairobi, Kenya

PRIOR TO LOUISVILLE

- Played prep at Louisville Collegiate School
- Named the 2016-17 All-USA Prep Player of the Year and Gatorade Kentucky Soccer Player of the Year
- Led Louisville Collegiate to the quarterfinal round of the 2016 state tournament
- Tabbed as a United Soccer Coaches All-American after tallying 40 goals and 12 assists during his junior season.



WILL HIRSCHMAN **5**

Junior | 6-0
Carmel, Ind.
Brebeuf Jesuit Preparatory
Ohio State

DEFENSEMAN

CAREER NOTES

- Transferred in for the 2019 season
- Majoring in Exercise Science

PRIOR TO LOUISVILLE

- Played two seasons at Ohio State, playing in 27 matches and making 24 starts
- Earned Big Ten Preseason Honors in 2018
- Earned OSU Scholar-Athlete accolades in 2018
- During his prep time, he won four straight state championships with Brebeuf Jesuit Preparatory School
- Ranked as the No. 29 overall player by When The Yanks Go Marching
- Ranked in Top 150 IMG and Top 20 defenders in the nation
- Ranked as the No. 98 overall player in class of 2017 by College Soccer News.



LEONARD GETZ **6**

Freshman | 5-9
Fredrikstad, Norway
Wang Toppidrett Fredrikstad

DEFENSEMAN

CAREER NOTES

- Majoring in Psychology
- From the same city as professional soccer player Tarik Elyounoussi

PRIOR TO LOUISVILLE

- Played club soccer for Fredrikstad FK from 2013-14 and 18-19, and for Sarpsborg 08 from 2015-17

CAREER STATS

Season	GP	Min.	G	A	Pts	Shot	Shot%	SOG	SOG%	GW	PK-Att
2018	9	267	2	0	4	6	.333	3	.500	0	0-0
2019	11	595	0	0	0	14	.000	5	.357	0	0-0
TOTAL	20	862	2	0	4	20	.100	8	.400	0	0-0

SEASON STATS

Date	Opponent	Score	GP	GS	G	A	Pts	Sh	Sh%	Sog	Sog%	GW	GT	UA	OT	PK-Att	YC	RC	Min
Aug 30, 2019	CLEVELAND STATE	2-2	*		0	0	0	3	.000	1	.333	0	0	0	0	0-0	1	0	61
Sep 03, 2019	KENTUCKY	3-0	*	*	0	0	0	0	.000	0	.333	0	0	0	0	0-0	0	0	62
Sep 06, 2019	at FAU	3-0	*	*	0	0	0	2	.000	0	.200	0	0	0	0	0-0	0	0	59
Sep 09, 2019	at South Florida	0-2	*	*	0	0	0	1	.000	1	.333	0	0	0	0	0-0	0	0	62
Sep 13, 2019	at Syracuse	0-0	*	*	0	0	0	1	.000	1	.429	0	0	0	0	0-0	0	0	73
Sep 20, 2019	VIRGINIA TECH	2-1	*	*	0	0	0	1	.000	0	.375	0	0	0	0	0-0	0	0	51
Sep 24, 2019	GEORGETOWN	1-0	*	*	0	0	0	0	.000	0	.375	0	0	0	0	0-0	0	0	72
Sep 27, 2019	NC STATE	1-2	*	*	0	0	0	3	.000	0	.273	0	0	0	0	0-0	0	0	54
Oct 01, 2019	BELMONT	3-0	*	*	0	0	0	2	.000	2	.385	0	0	0	0	0-0	0	0	43
Oct 04, 2019	at Virginia	0-2	*	*	0	0	0	1	.000	0	.357	0	0	0	0	0-0	0	0	25
Oct 11, 2019	at Clemson	0-4	*	*	0	0	0	0	.000	0	.357	0	0	0	0	0-0	0	0	33
Totals		15-13	11	8	0	0	0	14	.000	5	.357	0	0	0	0	0-0	1	0	595

Games played: 11

Shots per game: 1.27;Goals per game: 0.00

Assists per game: 0.00;Points per game: 0.00

CAREER STATS

Season	GP	Min.	G	A	Pts	Shot	Shot%	SOG	SOG%	GW	PK-Att
2017*	17	-	0	0	0	2	.000	1	.500	0	0-0
2018*	10	-	0	0	0	0	.000	0	.000	0	0-0
2019	8	307	0	1	1	0	.000	0	.000	0	0-0
TOTAL	8	307	0	1	1	0	.000	0	.000	0	0-0
All*	35	307	0	1	1	2	.000	1	.500	0	0-0

* include statistics from Ohio State

SEASON STATS

Date	Opponent	Score	GP	GS	G	A	Pts	Sh	Sh%	Sog	Sog%	GW	GT	UA	OT	PK-Att	YC	RC	Min
Sep 03, 2019	KENTUCKY	3-0	*		0	0	0	0	.000	0	.000	0	0	0	0	0-0	0	0	8
Sep 06, 2019	at FAU	3-0	*		0	0	0	0	.000	0	.000	0	0	0	0	0-0	0	0	20
Sep 09, 2019	at South Florida	0-2	*		0	0	0	0	.000	0	.000	0	0	0	0	0-0	0	0	75
Sep 13, 2019	at Syracuse	0-0	*		0	0	0	0	.000	0	.000	0	0	0	0	0-0	0	0	10
Sep 20, 2019	VIRGINIA TECH	2-1	*		0	0	0	0	.000	0	.000	0	0	0	0	0-0	0	0	8
Sep 27, 2019	NC STATE	1-2	*		0	1	1	0	.000	0	.000	0	0	0	0	0-0	0	0	31
Oct 04, 2019	at Virginia	0-2	*		0	0	0	0	.000	0	.000	0	0	0	0	0-0	0	0	65
Oct 11, 2019	at Clemson	0-4	*	*	0	0	0	0	.000	0	.000	0	0	0	0	0-0	1	0	90
Totals		9-11	8	1	0	1	1	0	.000	0	.000	0	0	0	0	0-0	1	0	307

Games played: 8

Shots per game: 0.00;Goals per game: 0.00

Assists per game: 0.12;Points per game: 0.12

CAREER STATS

Season	GP	Min.	G	A	Pts	Shot	Shot%	SOG	SOG%	GW	PK-Att
2019	10	900	0	1	1	6	.000	3	.500	0	0-0
TOTAL	10	900	0	1	1	6	.000	3	.500	0	0-0

SEASON STATS

Date	Opponent	Score	GP	GS	G	A	Pts	Sh	Sh%	Sog	Sog%	GW	GT	UA	OT	PK-Att	YC	RC	Min
Aug 30, 2019	CLEVELAND STATE	2-2	*	*	0	1	1	1	.000	1	1.000	0	0	0	0	0-0	0	0	109
Sep 03, 2019	KENTUCKY	3-0	*	*	0	0	0	0	.000	0	1.000	0	0	0	0	0-0	0	0	90
Sep 06, 2019	at FAU	3-0	*	*	0	0	0	0	.000	0	1.000	0	0	0	0	0-0	0	0	73
Sep 09, 2019	at South Florida	0-2	*	*	0	0	0	2	.000	1	.667	0	0	0	0	0-0	0	0	77
Sep 13, 2019	at Syracuse	0-0	*	*	0	0	0	1	.000	1	.750	0	0	0	0	0-0	0	0	110
Sep 20, 2019	VIRGINIA TECH	2-1	*	*	0	0	0	0	.000	0	.750	0	0	0	0	0-0	0	0	90
Sep 24, 2019	GEORGETOWN	1-0	*	*	0	0	0	1	.000	0	.600	0	0	0	0	0-0	0	0	98
Sep 27, 2019	NC STATE	1-2	*	*	0	0	0	0	.000	0	.600	0	0	0	0	0-0	0	0	90
Oct 04, 2019	at Virginia	0-2	*	*	0	0	0	1	.000	0	.500	0	0	0	0	0-0	0	0	85
Oct 11, 2019	at Clemson	0-4	*	*	0	0	0	0	.000	0	.500	0	0	0	0	0-0	0	0	78
Totals		12-13	10	10	0	1	1	6	.000	3	.500	0	0	0	0	0-0	0	0	900

Games played: 10

Shots per game: 0.60;Goals per game: 0.00

Assists per game: 0.10;Points per game: 0.10



PEDRO FONSECA
7

Sophomore | 5-8
Rio de Janeiro, Brazil
Sistema Augusto de Educação Integrada

MIDFIELDER

CAREER NOTES

- Majoring in Sport Administration

PRIOR TO LOUISVILLE

- Played three seasons for F.C. Golden State Force in the PDL
- Helped team win National Championship in 2016 and Western Conference title in 2017, in addition to 2016 Dallas Cup
- Scored a goal against LA Galaxy in U.S. Open Cup on June 6, 2018
- Also played domestically for Fluminense FC in 2015



JACK FASTEN
8

Freshman | 5-10
Louisville, Ky.
Indiana University H.S.

MIDFIELDER

CAREER NOTES

- Majoring in Psychology

PRIOR TO LOUISVILLE

- Played prep soccer at Manual High School and club soccer with the Derby City Rovers
- Was a team captain with the Rovers from 2013-16
- Competed on the ODP Region III Team from 2012-15
- Participated in two US National Team Training Center camps
- Enrolled at UofL after completing his prep work through Indiana University High School



EMIL ELVEROTH
9

Junior | 6-0
Halmstad, Sweden
Halmstads Kommun UNCW

FORWARD

CAREER NOTES

- Transferred in for the 2019 season
- Majoring in Finance
- Named to the 2019 MAC Hermann Trophy Watch List

PRIOR TO LOUISVILLE

- In 2018 he earned first team All-Atlantic Region honors and was named to the All-CAA First Team, scoring 11 goals and had five assists for 27 points. He also had five game-winners.
- As a freshman, started in 19 games, scoring five goals with two assists. He led the CAA with four game-winning goals. Named a Second-Team NCCSIA All-State selection. He was also a member of All-Colonial Athletic Association Third Team

CAREER STATS

Season	GP	Min.	G	A	Pts	Shot	Shot%	SOG	SOG%	GW	PK-Att
2018	9	339	1	3	5	7	.143	2	.286	0	0-0
2019	1	20	0	0	0	0	.000	0	.000	0	0-0
TOTAL	10	359	1	3	5	7	.143	2	.286	0	0-0

SEASON STATS

Date	Opponent	Score	GP	GS	G	A	Pts	Sh	Sh%	Sog	Sog%	GW	GT	UA	OT	PK-Att	YC	RC	Min
Sep 20, 2019	VIRGINIA TECH	2-1	*		0	0	0	0	.000	0	.000	0	0	0	0	0-0	0	0	20
		2-1	1	0	0	0	0	0	.000	0	.000	0	0	0	0	0-0	0	0	20

Games played: 1

Shots per game: 0.00;Goals per game: 0.00

Assists per game: 0.00;Points per game: 0.00

CAREER STATS

Season	GP	Min.	G	A	Pts	Shot	Shot%	SOG	SOG%	GW	PK-Att
2019	10	426	0	0	0	1	.000	1	1.000	0	0-0
TOTAL	10	426	0	0	0	1	.000	1	1.000	0	0-0

SEASON STATS

Date	Opponent	Score	GP	GS	G	A	Pts	Sh	Sh%	Sog	Sog%	GW	GT	UA	OT	PK-Att	YC	RC	Min
Aug 30, 2019	CLEVELAND STATE	2-2	*		0	0	0	0	.000	0	.000	0	0	0	0	0-0	0	0	1
Sep 03, 2019	KENTUCKY	3-0	*		0	0	0	0	.000	0	.000	0	0	0	0	0-0	0	0	45
Sep 06, 2019	at FAU	3-0	*		0	0	0	0	.000	0	.000	0	0	0	0	0-0	1	0	29
Sep 09, 2019	at South Florida	0-2	*		0	0	0	0	.000	0	.000	0	0	0	0	0-0	0	0	13
Sep 13, 2019	at Syracuse	0-0	*		0	0	0	0	.000	0	.000	0	0	0	0	0-0	0	0	43
Sep 20, 2019	VIRGINIA TECH	2-1	*	*	0	0	0	0	.000	0	.000	0	0	0	0	0-0	0	0	82
Sep 24, 2019	GEORGETOWN	1-0	*	*	0	0	0	0	.000	0	.000	0	0	0	0	0-0	0	0	78
Sep 27, 2019	NC STATE	1-2	*	*	0	0	0	0	.000	0	.000	0	0	0	0	0-0	0	0	59
Oct 01, 2019	BELMONT	3-0	*	*	0	0	0	1	.000	1	1.000	0	0	0	0	0-0	0	0	64
Oct 11, 2019	at Clemson	0-4	*	*	0	0	0	0	.000	0	1.000	0	0	0	0	0-0	0	0	12
Totals		15-11	10	4	0	0	0	1	.000	1	1.000	0	0	0	0	0-0	1	0	426

Games played: 10

Shots per game: 0.10;Goals per game: 0.00

Assists per game: 0.00;Points per game: 0.00

CAREER STATS

Season	GP	Min.	G	A	Pts	Shot	Shot%	SOG	SOG%	GW	PK-Att
2017*	20	1274	5	2	12	33	.152	17	.515	4	0-0
2018*	20	1370	11	5	27	41	.268	27	.659	5	0-0
2019	10	559	2	1	5	8	.250	5	.625	1	0-0
TOTAL	10	559	2	1	5	8	.250	5	.625	1	0-0
All*	50	3203	18	8	44	82	.220	49	.598	10	0-0

* include statistics from UNCW

SEASON STATS

Date	Opponent	Score	GP	GS	G	A	Pts	Sh	Sh%	Sog	Sog%	GW	GT	UA	OT	PK-Att	YC	RC	Min
Aug 30, 2019	CLEVELAND STATE	2-2	*	*	0	0	0	1	.000	1	1.000	0	0	0	0	0-0	0	0	59
Sep 03, 2019	KENTUCKY	3-0	*	*	1	1	3	1	.500	1	1.000	1	0	0	0	0-0	0	0	53
Sep 06, 2019	at FAU	3-0	*	*	0	0	0	0	.500	0	1.000	0	0	0	0	0-0	1	0	40
Sep 09, 2019	at South Florida	0-2	*	*	0	0	0	0	.500	0	1.000	0	0	0	0	0-0	0	0	32
Sep 13, 2019	at Syracuse	0-0	*	*	0	0	0	1	.333	0	.667	0	0	0	0	0-0	1	0	84
Sep 20, 2019	VIRGINIA TECH	2-1	*	*	0	0	0	1	.250	1	.750	0	0	0	0	0-0	0	0	57
Sep 24, 2019	GEORGETOWN	1-0	*	*	0	0	0	1	.200	1	.800	0	0	0	0	0-0	0	0	63
Sep 27, 2019	NC STATE	1-2	*	*	1	0	2	1	.333	1	.833	0	0	0	0	0-0	0	0	57
Oct 04, 2019	at Virginia	0-2	*	*	0	0	0	1	.286	0	.714	0	0	0	0	0-0	0	0	63
Oct 11, 2019	at Clemson	0-4	*	*	0	0	0	1	.250	0	.625	0	0	0	0	0-0	0	0	51
Totals		12-13	10	10	2	1	5	8	.250	5	.625	1	0	0	0	0-0	2	0	559

Games played: 10

Shots per game: 0.80;Goals per game: 0.20

Assists per game: 0.10;Points per game: 0.50



KINO
RYOSUKE
10

Senior | 5-8
Hyogo, Japan
Takigawa Daini
Marshalltown Community College

FORWARD

CAREER NOTES

- Transferred in for the 2018 season
- Majoring in Sport Administration

PRIOR TO LOUISVILLE

- Recorded a school record 41 goals over two seasons at Marshalltown Community College, including 15 game-winners
- Earned NJCAA Second Team All-America honors and Iowa Community College Athletic Conference First Team All-Conference Honors in 2017 after scoring 23 goals and adding five assists over 16 matches
- Tallied 19 goals and nine assists in 18 matches as a freshman
- Named to the All-Region XI All-Tournament team in 2016



CAMERON
WHEELER
11

R-Sophomore | 5-10
Louisville, Ky.
Louisville Collegiate


MIDFIELDER

CAREER NOTES

- Red-shirted during the 2017 season
- Majoring in Finance
- Dad Mike played football at Louisville

PRIOR TO LOUISVILLE

- Played four years of prep soccer at Louisville Collegiate School
- Named to All-State First Team as well as All-District, All-Region and All-State tournament teams
- Scored 20 goals with 27 assists during senior season at Collegiate
- Played club soccer for Javanon from 2006-17
- Also participated in ODP state team from 2012-15 and regional ODP team in 2014-15



CHERIF
DIEYE
12

Senior | 5-10
Dakar, Senegal
IMG Academy

MIDFIELDER

CAREER NOTES

- Named ACC Offensive Player of the Week (9/23/19)
- Majoring in Accounting
- 2018 ACC Championship All-Tournament Team
- 2018 All-ACC Third Team
- 2016 All-ACC Academic Men's Soccer Team
- 2017, 2018, 2019 ACC Academic Honor Roll

PRIOR TO LOUISVILLE

- Played three seasons of soccer at IMG Academy in Bradenton, Florida
- Scored 60 goals and added 21 assists in 44 games during final two years at IMG
- Named MVP for IMG U17 Boys team
- Scored 27 goals in 21 games as a senior and had 33 goals in 23 games as a junior

CAREER STATS

Season	GP	Min.	G	A	Pts	Shot	Shot%	SOG	SOG%	GW	PK-Att
2018	18	1116	1	3	5	13	.077	4	.308	0	0-0
2019	11	479	3	0	6	11	.273	7	.636	1	0-0
TOTAL	29	1595	4	3	11	24	.167	11	.458	1	0-0

SEASON STATS

Date	Opponent	Score	GP	GS	G	A	Pts	Sh	Sh%	Sog	Sog%	GW	GT	UA	OT	PK-Att	YC	RC	Min
Aug 30, 2019	CLEVELAND STATE	2-2	*		0	0	0	0	.000	0	.000	0	0	0	0	0-0	0	0	51
Sep 03, 2019	KENTUCKY	3-0	*		0	0	0	1	.000	1	1.000	0	0	0	0	0-0	0	0	37
Sep 06, 2019	at FAU	3-0	*		0	0	0	2	.000	0	.333	0	0	0	0	0-0	0	0	55
Sep 09, 2019	at South Florida	0-2	*		0	0	0	0	.000	0	.333	0	0	0	0	0-0	0	0	58
Sep 13, 2019	at Syracuse	0-0	*		0	0	0	0	.000	0	.333	0	0	0	0	0-0	0	0	38
Sep 20, 2019	VIRGINIA TECH	2-1	*		0	0	0	1	.000	1	.500	0	0	0	0	0-0	0	0	33
Sep 24, 2019	GEORGETOWN	1-0	*		1	0	2	1	.200	1	.600	1	0	0	1	0-0	0	0	44
Sep 27, 2019	NC STATE	1-2	*		0	0	0	1	.167	1	.667	0	0	0	0	0-0	0	0	38
Oct 01, 2019	BELMONT	3-0	*	*	2	0	4	4	.300	2	.600	0	0	0	0	0-0	0	0	46
Oct 04, 2019	at Virginia	0-2	*	*	0	0	0	1	.273	1	.636	0	0	0	0	0-0	0	0	37
Oct 11, 2019	at Clemson	0-4	*	*	0	0	0	0	.273	0	.636	0	0	0	0	0-0	0	0	42
		15-13	11	3	3	0	6	11	.273	7	.636	1	0	0	1	0-0	0	0	479

Games played: 11
Shots per game: 1.00;Goals per game: 0.27
Assists per game: 0.00;Points per game: 0.55

CAREER STATS

Season	GP	Min.	G	A	Pts	Shot	Shot%	SOG	SOG%	GW	PK-Att
2018	16	667	0	1	1	11	.000	1	.091	0	0-0
2019	9	453	0	1	1	3	.000	1	.333	0	0-0
TOTAL	25	1120	0	2	2	14	.000	2	.143	0	0-0

SEASON STATS

Date	Opponent	Score	GP	GS	G	A	Pts	Sh	Sh%	Sog	Sog%	GW	GT	UA	OT	PK-Att	YC	RC	Min
Aug 30, 2019	CLEVELAND STATE	2-2	*	*	0	0	0	0	.000	0	.000	0	0	0	0	0-0	0	0	79
Sep 03, 2019	KENTUCKY	3-0	*	*	0	0	0	1	.000	1	1.000	0	0	0	0	0-0	0	0	64
Sep 06, 2019	at FAU	3-0	*	*	0	1	1	0	.000	0	1.000	0	0	0	0	0-0	0	0	59
Sep 09, 2019	at South Florida	0-2	*	*	0	0	0	0	.000	0	1.000	0	0	0	0	0-0	0	0	43
Sep 20, 2019	VIRGINIA TECH	2-1	*		0	0	0	0	.000	0	1.000	0	0	0	0	0-0	0	0	36
Sep 24, 2019	GEORGETOWN	1-0	*		0	0	0	1	.000	0	.500	0	0	0	0	0-0	0	0	40
Sep 27, 2019	NC STATE	1-2	*		0	0	0	0	.000	0	.500	0	0	0	0	0-0	0	0	30
Oct 01, 2019	BELMONT	3-0	*		0	0	0	1	.000	0	.333	0	0	0	0	0-0	0	0	63
Oct 11, 2019	at Clemson	0-4	*		0	0	0	0	.000	0	.333	0	0	0	0	0-0	0	0	39
		15-11	9	4	0	1	1	3	.000	1	.333	0	0	0	0	0-0	0	0	453

Games played: 9
Shots per game: 0.33;Goals per game: 0.00
Assists per game: 0.11;Points per game: 0.11


CAREER STATS

Season	GP	Min.	G	A	Pts	Shot	Shot%	SOG	SOG%	GW	PK-Att
2016	22	756	5	0	10	30	.167	12	.400	1	0-0
2017	20	684	2	2	6	24	.083	11	.458	0	0-0
2018	19	1194	5	0	10	40	.125	16	.400	3	0-0
2019	11	845	5	2	12	45	.111	23	.511	2	0-0
TOTAL	72	3479	17	4	38	139	.122	62	.446	6	0-0

SEASON STATS

Date	Opponent	Score	GP	GS	G	A	Pts	Sh	Sh%	Sog	Sog%	GW	GT	UA	OT	PK-Att	YC	RC	Min
Aug 30, 2019	CLEVELAND STATE	2-2	*	*	0	0	0	4	.000	1	.250	0	0	0	0	0-0	0	0	86
Sep 03, 2019	KENTUCKY	3-0	*	*	1	1	3	6	.100	4	.500	0	0	0	0	0-0	0	0	71
Sep 06, 2019	at FAU	3-0	*	*	1	0	2	2	.167	2	.583	0	0	0	0	0-0	0	0	84
Sep 09, 2019	at South Florida	0-2	*	*	0	0	0	3	.133	1	.533	0	0	0	0	0-0	1	0	69
Sep 13, 2019	at Syracuse	0-0	*	*	0	0	0	2	.118	1	.529	0	0	0	0	0-0	1	0	105
Sep 20, 2019	VIRGINIA TECH	2-1	*	*	2	0	4	5	.182	3	.545	1	1	1	0	0-0	0	0	66
Sep 24, 2019	GEORGETOWN	1-0	*	*	0	0	0	5	.148	3	.556	0	0	0	0	0-0	1	0	92
Sep 27, 2019	NC STATE	1-2	*	*	0	1	1	1	.143	0	.536	0	0	0	0	0-0	0	0	77
Oct 01, 2019	BELMONT	3-0	*	*	1	0	2	6	.147	4	.559	1	0	1	0	0-0	0	0	35
Oct 04, 2019	at Virginia	0-2	*	*	0	0	0	6	.125	3	.550	0	0	0	0	0-0	1	0	81
Oct 11, 2019	at Clemson	0-4	*	*	0	0	0	5	.111	1	.511	0	0	0	0	0-0	0	0	79
		15-13	11	10	5	2	12	45	.111	23	.511	2	1	2	0	0-0	4	0	845

Games played: 11
Shots per game: 4.09;Goals per game: 0.45
Assists per game: 0.18;Points per game: 1.09



**BRADLEY
SAMPLE 13**

Freshman | 6-1
 Channahon, Ill.
 Providence Catholic

MIDFIELDER

CAREER NOTES

- Undecided on a majoring

PRIOR TO LOUISVILLE

- Prep: Played club soccer for the Sockers FC USSDA where he was team captain
- Team was ranked No. 1 in the developmental academy with a 12-0-4 record
- Helped guide his team to the 2017-18 USSDA U19 Quarterfinals
- Club made the 2016-17 USSDA U17 playoffs.

CAREER STATS

Season	GP	Min.	G	A	Pts	Shot	Shot%	SOG	SOG%	GW	PK-Att
2019	11	811	0	0	0	7	.000	2	.286	0	0-0
TOTAL	11	811	0	0	0	7	.000	2	.286	0	0-0

SEASON STATS

Date	Opponent	Score	GP	GS	G	A	Pts	Sh	Sh%	Sog	Sog%	GW	GT	UA	OT	PK-Att	YC	RC	Min
Aug 30, 2019	CLEVELAND STATE	2-2	*		0	0	0	0	.000	0	.000	0	0	0	0	0-0	0	0	66
Sep 03, 2019	KENTUCKY	3-0	*		0	0	0	0	.000	0	.000	0	0	0	0	0-0	0	0	46
Sep 06, 2019	at FAU	3-0	*		0	0	0	0	.000	0	.000	0	0	0	0	0-0	0	0	58
Sep 09, 2019	at South Florida	0-2	*		0	0	0	0	.000	0	.000	0	0	0	0	0-0	0	0	66
Sep 13, 2019	at Syracuse	0-0	*		0	0	0	0	.000	0	.000	0	0	0	0	0-0	0	0	85
Sep 20, 2019	VIRGINIA TECH	2-1	*	*	0	0	0	2	.000	0	.000	0	0	0	0	0-0	0	0	77
Sep 24, 2019	GEORGETOWN	1-0	*	*	0	0	0	1	.000	0	.000	0	0	0	0	0-0	0	0	93
Sep 27, 2019	NC STATE	1-2	*	*	0	0	0	1	.000	0	.000	0	0	0	0	0-0	1	0	76
Oct 01, 2019	BELMONT	3-0	*	*	0	0	0	1	.000	1	.200	0	0	0	0	0-0	0	0	80
Oct 04, 2019	at Virginia	0-2	*	*	0	0	0	0	.000	0	.000	0	0	0	0	0-0	1	0	90
Oct 11, 2019	at Clemson	0-4	*	*	0	0	0	2	.000	1	.286	0	0	0	0	0-0	0	0	74
		15-13	11	6	0	0	0	7	.000	2	.286	0	0	0	0	0-0	2	0	811

Games played: 11

Shots per game: 0.64;Goals per game: 0.00

Assists per game: 0.00;Points per game: 0.00



**CARLOS
SANCHIS 14**

Junior | 5-7
 Madrid, Spain
 West Orange
 Florida Atlantic

MIDFIELDER

CAREER NOTES

- Transferred in for the 2019 season
- Majoring in Economics

PRIOR TO LOUISVILLE

- Played two seasons at Florida Atlantic
- Led the Owls in scoring in 2017 with five goals for 10 points
- Led the team with 26 shots on the year with 14 on goal
- Finished his first season seeing action in all 16 matches, starting in 15 for Owls

CAREER STATS

Season	GP	Min.	G	A	Pts	Shot	Shot%	SOG	SOG%	GW	PK-Att
2016*	11	381	0	1	1	6	.000	1	.167	0	0-0
2017*	16	1210	5	0	10	26	.192	14	.538	1	0-0
2019	5	129	0	0	0	2	.000	0	.000	0	0-0
TOTAL	5	129	0	0	0	2	.000	0	.000	0	0-0
All*	32	1720	5	1	11	34	.147	15	.441	1	0-0

* include statistics from Florida Atlantic

SEASON STATS

Date	Opponent	Score	GP	GS	G	A	Pts	Sh	Sh%	Sog	Sog%	GW	GT	UA	OT	PK-Att	YC	RC	Min
Sep 24, 2019	GEORGETOWN	1-0	*		0	0	0	0	.000	0	.000	0	0	0	0	0-0	0	0	19
Sep 27, 2019	NC STATE	1-2	*		0	0	0	0	.000	0	.000	0	0	0	0	0-0	0	0	19
Oct 01, 2019	BELMONT	3-0	*		0	0	0	2	.000	0	.000	0	0	0	0	0-0	0	0	55
Oct 04, 2019	at Virginia	0-2	*		0	0	0	0	.000	0	.000	0	0	0	0	0-0	1	0	9
Oct 11, 2019	at Clemson	0-4	*		0	0	0	0	.000	0	.000	0	0	0	0	0-0	0	0	27
		5-8	5	0	0	0	0	2	.000	0	.000	0	0	0	0	0-0	1	0	129

Games played: 5

Shots per game: 0.40;Goals per game: 0.00

Assists per game: 0.00;Points per game: 0.00



**CONNOR
BRAZIL 15**

R-Junior | 5-8
 Chesterfield, Mich.
 Anchor Bay

DEFENSEMAN

CAREER NOTES

- Red-shirted during the 2016 season
- Majoring in Sport Administration

PRIOR TO LOUISVILLE

- Played club soccer for the Crew SC Academy Wolves from 2013-16
- Also played club soccer for the Michigan Wolves East from 2007-12
- Participated in Olympic Development Program in 2011 and 2012
- Played one season of prep soccer at Anchor Bay High School as a freshman scoring 15 goals and adding 12 assists.

CAREER STATS

Season	GP	Min.	G	A	Pts	Shot	Shot%	SOG	SOG%	GW	PK-Att
2017	2	34	0	0	0	0	.000	0	.000	0	0-0
2018	13	911	0	0	0	1	.000	0	.000	0	0-0
2019	9	448	0	0	0	2	.000	2	1.000	0	0-0
TOTAL	24	1393	0	0	0	3	.000	2	.667	0	0-0

SEASON STATS

Date	Opponent	Score	GP	GS	G	A	Pts	Sh	Sh%	Sog	Sog%	GW	GT	UA	OT	PK-Att	YC	RC	Min
Aug 30, 2019	CLEVELAND STATE	2-2	*	*	0	0	0	1	.000	1	1.000	0	0	0	0	0-0	0	0	110
Sep 03, 2019	KENTUCKY	3-0	*	*	0	0	0	0	.000	0	1.000	0	0	0	0	0-0	0	0	56
Sep 06, 2019	at FAU	3-0	*	*	0	0	0	1	.000	1	1.000	0	0	0	0	0-0	0	0	78
Sep 09, 2019	at South Florida	0-2	*	*	0	0	0	0	.000	0	1.000	0	0	0	0	0-0	0	0	15
Sep 13, 2019	at Syracuse	0-0	*	*	0	0	0	0	.000	0	1.000	0	0	0	0	0-0	0	0	66
Sep 20, 2019	VIRGINIA TECH	2-1	*	*	0	0	0	0	.000	0	1.000	0	0	0	0	0-0	0	0	5
Sep 24, 2019	GEORGETOWN	1-0	*	*	0	0	0	0	.000	0	1.000	0	0	0	0	0-0	0	0	35
Oct 01, 2019	BELMONT	3-0	*	*	0	0	0	0	.000	0	1.000	0	0	0	0	0-0	0	0	71
Oct 11, 2019	at Clemson	0-4	*	*	0	0	0	0	.000	0	1.000	0	0	0	0	0-0	0	0	12
		14-9	9	6	0	0	0	2	.000	2	1.000	0	0	0	0	0-0	0	0	448

Games played: 9

Shots per game: 0.22;Goals per game: 0.00

Assists per game: 0.00;Points per game: 0.00



**DIALLO
IRAKOZE 16**

Freshman | 5-8
Lexington, Ky.
Bryan Station

MIDFIELDER

CAREER NOTES

- Majoring in Exercise Science
- Born in Kigoma, Tanzania

PRIOR TO LOUISVILLE

- Three-time All-District selection
- Twice named to the All-City Team
- Named to the KHSAA All-State Team
- Named 2018 Lexington Co-Player of the year
- Selected as the 42nd District Most Valuable Player
- During his senior season, scored 18 goals and had 14 assists
- Played club soccer for Synergy FC from 2013-16 and Lexington FC from 2016-19



**ELIJAH
AMO 17**

Junior | 5-8
Lothian, Md.
Southern

MIDFIELDER

CAREER NOTES

- Majoring in Finance

PRIOR TO LOUISVILLE

- Played club soccer for Bethesda Soccer Club/Academy from 2008-17
- Won Maryland State Cup and US Youth Soccer Region 1 Championship with Bethesda Gunners in 2012
- Member of the US Soccer U16 National Team
- Two-star recruit according to TopDrawerSoccer and No. 97 in IMG Academy 150
- Ranked as the No. 6 player in the Mid-Atlantic Region and No. 33 nationally among midfielders
- Graduated Cum Laude from Southern High School



**JACK
HICKEY 18**

R-Freshman | 6-1
Richmond, Ky.
Shattuck-St. Mary's

DEFENSEMAN

CAREER NOTES

- Red-shirted during the 2018 season
- Majoring in Exercise Science

PRIOR TO LOUISVILLE

- Played four years for Shattuck-St. Mary's Development Academy and reached USSDA National Playoffs
- At Shattuck-St. Mary's, received Plugger Prize for hardest working student and Holsinger Sportsmanship Award for best athlete
- Played for Lexington FC from 2015-14, winning two state cup championships during tenure
- Served as team captain for Shattuck-St. Mary's, Texas Rush, Lexington FC and Region 2 ODP teams

CAREER STATS

SEASON STATS

CAREER STATS

Season	GP	Min.	G	A	Pts	Shot	Shot%	SOG	SOG%	GW	PK-Att
2017	10	155	0	0	0	1	.000	1	1.000	0	0-0
2018	19	710	3	0	6	12	.250	8	.667	2	0-0
2019	10	739	0	1	1	9	.000	4	.444	0	0-0
TOTAL	39	1604	3	1	7	22	.136	13	.591	2	0-0

SEASON STATS

Date	Opponent	Score	GP	GS	G	A	Pts	Sh	Sh%	Sog	Sog%	GW	GT	UA	OT	PK-Att	YC	RC	Min
Aug 30, 2019	CLEVELAND STATE	2-2	*	*	0	0	0	0	.000	0	.000	0	0	0	0	0-0	0	0	86
Sep 03, 2019	KENTUCKY	3-0	*	*	0	0	0	0	.000	0	.000	0	0	0	0	0-0	1	1	69
Sep 09, 2019	at South Florida	0-2	*	*	0	0	0	2	.000	2	1.000	0	0	0	0	0-0	0	0	66
Sep 13, 2019	at Syracuse	0-0	*	*	0	0	0	0	.000	0	1.000	0	0	0	0	0-0	0	0	93
Sep 20, 2019	VIRGINIA TECH	2-1	*	*	0	0	0	2	.000	1	.750	0	0	0	0	0-0	0	0	63
Sep 24, 2019	GEORGETOWN	1-0	*	*	0	0	0	2	.000	0	.500	0	0	0	0	0-0	0	0	88
Sep 27, 2019	NC STATE	1-2	*	*	0	0	0	2	.000	1	.500	0	0	0	0	0-0	0	0	60
Oct 01, 2019	BELMONT	3-0	*	*	0	1	1	1	.000	0	.444	0	0	0	0	0-0	0	0	63
Oct 04, 2019	at Virginia	0-2	*	*	0	0	0	0	.000	0	.444	0	0	0	0	0-0	0	0	83
Oct 11, 2019	at Clemson	0-4	*	*	0	0	0	0	.000	0	.444	0	0	0	0	0-0	0	0	68
Totals		12-13	10	9	0	1	1	9	.000	4	.444	0	0	0	0	0-0	1	1	739

Games played: 10

Shots per game: 0.90;Goals per game: 0.00

Assists per game: 0.10;Points per game: 0.10

CAREER STATS

Season	GP	Min.	G	A	Pts	Shot	Shot%	SOG	SOG%	GW	PK-Att
2019	2	49	0	0	0	0	.000	0	.000	0	0-0
TOTAL	2	49	0	0	0	0	.000	0	.000	0	0-0

SEASON STATS

Date	Opponent	Score	GP	GS	G	A	Pts	Sh	Sh%	Sog	Sog%	GW	GT	UA	OT	PK-Att	YC	RC	Min
Sep 06, 2019	at FAU	3-0	*	*	0	0	0	0	.000	0	.000	0	0	0	0	0-0	0	0	27
Oct 01, 2019	BELMONT	3-0	*	*	0	0	0	0	.000	0	.000	0	0	0	0	0-0	0	0	22
Totals		6-0	2	0	0	0	0	0	.000	0	.000	0	0	0	0	0-0	0	0	49

Games played: 2

Shots per game: 0.00;Goals per game: 0.00

Assists per game: 0.00;Points per game: 0.00



**ISAIAH
WYNDER 19**

Freshman | 6-1
 Louisville, Ky.
 Louisville Collegiate

DEFENSEMAN

CAREER NOTES

- Majoring in Sport Administration

PRIOR TO LOUISVILLE

- Named the 2018 Kentucky High School Coaches Association Defensive Player of the Year
- Earned first team All-State honors
- Finished his senior year with 23 goals and 20 assists
- Played club soccer for Javanon FC
- Helped guide his club team to the 2018 Kentucky State Cup Championship



**CODY
COCHRAN 20**

R-Senior | 5-10
 Louisville, Ky.
 DeSales

DEFENSEMAN

CAREER NOTES

- Red-shirted during the 2015 season
- Graduated in May with a Bachelor of Science in sports administration
- Currently pursuing a master's degree

PRIOR TO LOUISVILLE

- Played four years of prep soccer at DeSales High School
- All-Region honoree and two-time All-District selection
- Scored 12 goals with 17 assists as a prep senior and had eight goals with nine assists during junior season
- Also played for Javanon Soccer Club, Kentucky Fire Juniors Soccer Club and Derby City Rovers.



**NEIL
BOYAL 21**

Junior | 5-6
 Olympia, Wash.
 Olympia
 Drexel

MIDFIELDER

CAREER NOTES

- Transferred in for the 2019 season
- Majoring in Exercise Science

PRIOR TO LOUISVILLE

- Played two seasons at Drexel
- Played in 11 matches and started in eight his sophomore season, finishing with one goal and two assists
- Named to CAA All-Rookie Team, appeared in 16 matches, starting in 15
- Seattle Sounders Academy product Also trained with Seattle Sounders 2 of the USL
- Played every minute of the teams USSDA 3rd place finish
- First Team All-State and All-Area Boys Soccer Performer of the Year in 2015

CAREER STATS

SEASON STATS

CAREER STATS

Season	GP	Min.	G	A	Pts	Shot	Shot%	SOG	SOG%	GW	PK-Att
2016	18	1445	1	0	2	5	.200	1	.200	0	0-0
2017	20	1660	2	0	4	7	.286	4	.571	0	0-0
2018	18	1561	0	0	0	2	.000	1	.500	0	0-0
2019	11	1012	1	2	4	5	.200	2	.400	0	0-0
TOTAL	67	5678	4	2	10	19	.211	8	.421	0	0-0

SEASON STATS

Date	Opponent	Score	GP	GS	G	A	Pts	Sh	Sh%	Sog	Sog%	GW	GT	UA	OT	PK-Att	YC	RC	Min
Aug 30, 2019	CLEVELAND STATE	2-2	*	*	1	0	2	2	.500	1	.500	0	0	0	0	0-0	0	0	110
Sep 03, 2019	KENTUCKY	3-0	*	*	0	0	0	1	.333	0	.333	0	0	0	0	0-0	0	0	88
Sep 06, 2019	at FAU	3-0	*	*	0	0	0	0	.333	0	.333	0	0	0	0	0-0	1	0	70
Sep 09, 2019	at South Florida	0-2	*	*	0	0	0	0	.333	0	.333	0	0	0	0	0-0	0	0	90
Sep 13, 2019	at Syracuse	0-0	*	*	0	0	0	1	.250	1	.500	0	0	0	0	0-0	0	0	110
Sep 20, 2019	VIRGINIA TECH	2-1	*	*	0	0	0	0	.250	0	.500	0	0	0	0	0-0	0	0	90
Sep 24, 2019	GEORGETOWN	1-0	*	*	0	1	1	0	.250	0	.500	0	0	0	0	0-0	1	0	106
Sep 27, 2019	NC STATE	1-2	*	*	0	0	0	0	.250	0	.500	0	0	0	0	0-0	0	0	90
Oct 01, 2019	BELMONT	3-0	*	*	0	1	1	0	.250	0	.500	0	0	0	0	0-0	0	0	90
Oct 04, 2019	at Virginia	0-2	*	*	0	0	0	0	.250	0	.500	0	0	0	0	0-0	0	0	90
Oct 11, 2019	at Clemson	0-4	*	*	0	0	0	1	.200	0	.400	0	0	0	0	0-0	0	0	78
		15-13	11	11	1	2	4	5	.200	2	.400	0	0	0	0	0-0	2	0	1012

Games played: 11
Shots per game: 0.45;Goals per game: 0.09
Assists per game: 0.18;Points per game: 0.36

CAREER STATS

Season	GP	Min.	G	A	Pts	Shot	Shot%	SOG	SOG%	GW	PK-Att
2017*	16	1183	0	0	0	4	.000	2	.500	0	0-0
2018*	11	794	1	2	4	4	.250	2	.500	0	0-0
2019	7	190	0	0	0	2	.000	1	.500	0	0-0
TOTAL	7	190	0	0	0	2	.000	1	.500	0	0-0
All*	34	2167	1	2	4	10	.100	5	.500	0	0-0

* include statistics from Drexel

SEASON STATS

Date	Opponent	Score	GP	GS	G	A	Pts	Sh	Sh%	Sog	Sog%	GW	GT	UA	OT	PK-Att	YC	RC	Min
Aug 30, 2019	CLEVELAND STATE	2-2	*	*	0	0	0	0	.000	0	.000	0	0	0	0	0-0	0	0	42
Sep 03, 2019	KENTUCKY	3-0	*	*	0	0	0	0	.000	0	.000	0	0	0	0	0-0	0	0	17
Sep 06, 2019	at FAU	3-0	*	*	0	0	0	2	.000	1	.500	0	0	0	0	0-0	1	0	48
Sep 09, 2019	at South Florida	0-2	*	*	0	0	0	0	.000	0	.500	0	0	0	0	0-0	0	0	26
Sep 13, 2019	at Syracuse	0-0	*	*	0	0	0	0	.000	0	.500	0	0	0	0	0-0	1	0	20
Oct 01, 2019	BELMONT	3-0	*	*	0	0	0	0	.000	0	.500	0	0	0	0	0-0	0	0	25
Oct 11, 2019	at Clemson	0-4	*	*	0	0	0	0	.000	0	.500	0	0	0	0	0-0	0	0	12
		11-8	7	1	0	0	0	2	.000	1	.500	0	0	0	0	0-0	2	0	190

Games played: 7
Shots per game: 0.29;Goals per game: 0.00
Assists per game: 0.00;Points per game: 0.00



LIAM
BENNETT 22

R-Junior | 5-10
Leeds, England
Cardinal Heenan Catholic

MIDFIELDER

CAREER NOTES

- Red-shirted during the 2016 season
- Majoring in Sport Administration

PRIOR TO LOUISVILLE

- Played club soccer for Leeds United from 2004-15
- Won Pro Development League U-18 title with Leeds United
- Was chosen as the players' Player of the Year on Leeds United's U-16 team
- Competed against Chelsea in the FA Youth Cup at Elland Road, the home of Leeds United FC
- Also played prep soccer for Cardinal Heenan Catholic School from seventh grade through 11th grade.



IZAIAH
JENNINGS 23

Junior | 6-0
Barrington, R.I.
Barrington

FORWARD

CAREER NOTES

- Majoring in Communication
- His brother Jozef played soccer at Bryant University

PRIOR TO LOUISVILLE

- Attended Barrington High School and played one season of prep soccer
- Played club soccer for the New England Revolution Academy from 2014-17
- Made more than 60 appearances with the New England Revolution Academy scoring more than 20 goals.



LOUKA
MASSET 27

Senior | 6-0
Paris, France
Saint-Sulpice School
Southern New Hampshire

DEFENSEMAN

CAREER NOTES

- Transferred in for the 2018 season
- Majoring in Sport Administration

PRIOR TO LOUISVILLE

- Played two seasons for D-II Southern New Hampshire, starting 33 games
- Scored eight career goals, including five game winners
- Named to NCAA All-Region First Team and Northeast-10 All-Conference First Team in 2017
- Received Northeast-10 All-Rookie Team and Northeast-10 All-Conference Third Team honors in 2016
- Attended Saint-Sulpice in Paris and played in Paris FC training academy from 2009-16

CAREER STATS

Season	GP	Min.	G	A	Pts	Shot	Shot%	SOG	SOG%	GW	PK-Att
2017	20	1584	1	0	2	4	.250	2	.500	1	0-0
2018	15	1070	0	0	0	1	.000	0	.000	0	0-0
2019	11	788	0	0	0	3	.000	0	.000	0	0-0
TOTAL	46	3442	1	0	2	8	.125	2	.250	1	0-0

SEASON STATS

Date	Opponent	Score	GP	GS	G	A	Pts	Sh	Sh%	Sog	Sog%	GW	GT	UA	OT	PK-Att	YC	RC	Min
Aug 30, 2019	CLEVELAND STATE	2-2	*	*	0	0	0	0	.000	0	.000	0	0	0	0	0-0	0	0	81
Sep 03, 2019	KENTUCKY	3-0	*	*	0	0	0	2	.000	0	.000	0	0	0	0	0-0	0	0	71
Sep 06, 2019	at FAU	3-0	*	*	0	0	0	0	.000	0	.000	0	0	0	0	0-0	1	0	63
Sep 09, 2019	at South Florida	0-2	*	*	0	0	0	0	.000	0	.000	0	0	0	0	0-0	0	0	73
Sep 13, 2019	at Syracuse	0-0	*	*	0	0	0	0	.000	0	.000	0	0	0	0	0-0	1	0	79
Sep 20, 2019	VIRGINIA TECH	2-1	*	*	0	0	0	0	.000	0	.000	0	0	0	0	0-0	0	0	24
Sep 24, 2019	GEORGETOWN	1-0	*	*	0	0	0	0	.000	0	.000	0	0	0	0	0-0	0	0	95
Sep 27, 2019	NC STATE	1-2	*	*	0	0	0	0	.000	0	.000	0	0	0	0	0-0	0	0	65
Oct 01, 2019	BELMONT	3-0	*	*	0	0	0	1	.000	0	.000	0	0	0	0	0-0	0	0	74
Oct 04, 2019	at Virginia	0-2	*	*	0	0	0	0	.000	0	.000	0	0	0	0	0-0	0	0	80
Oct 11, 2019	at Clemson	0-4	*	*	0	0	0	0	.000	0	.000	0	0	0	0	0-0	1	1	83
Totals		15-13	11	10	0	0	0	3	.000	0	.000	0	0	0	0	0-0	3	1	788

Games played: 11
Shots per game: 0.27;Goals per game: 0.00
Assists per game: 0.00;Points per game: 0.00

CAREER STATS

Season	GP	Min.	G	A	Pts	Shot	Shot%	SOG	SOG%	GW	PK-Att
2017	17	329	0	0	0	11	.000	7	.636	0	0-0
2018	17	419	2	0	4	6	.333	5	.833	1	0-0
2019	10	347	1	0	2	8	.125	4	.500	0	0-0
TOTAL	44	1095	3	0	6	25	.120	16	.640	1	0-0

SEASON STATS

Date	Opponent	Score	GP	GS	G	A	Pts	Sh	Sh%	Sog	Sog%	GW	GT	UA	OT	PK-Att	YC	RC	Min
Aug 30, 2019	CLEVELAND STATE	2-2	*	*	0	0	0	1	.000	0	.000	0	0	0	0	0-0	0	0	48
Sep 03, 2019	KENTUCKY	3-0	*	*	0	0	0	1	.000	0	.000	0	0	0	0	0-0	0	0	32
Sep 06, 2019	at FAU	3-0	*	*	1	0	2	2	.250	2	.500	0	0	1	0	0-0	1	0	47
Sep 09, 2019	at South Florida	0-2	*	*	0	0	0	0	.250	0	.500	0	0	0	0	0-0	0	1	45
Sep 20, 2019	VIRGINIA TECH	2-1	*	*	0	0	0	0	.250	0	.500	0	0	0	0	0-0	0	0	30
Sep 24, 2019	GEORGETOWN	1-0	*	*	0	0	0	0	.250	0	.500	0	0	0	0	0-0	0	0	16
Sep 27, 2019	NC STATE	1-2	*	*	0	0	0	1	.200	0	.400	0	0	0	0	0-0	0	0	30
Oct 01, 2019	BELMONT	3-0	*	*	0	0	0	1	.167	1	.500	0	0	0	0	0-0	0	0	56
Oct 04, 2019	at Virginia	0-2	*	*	0	0	0	0	.167	0	.500	0	0	0	0	0-0	0	0	12
Oct 11, 2019	at Clemson	0-4	*	*	0	0	0	2	.125	1	.500	0	0	0	0	0-0	0	0	31
Totals		15-13	10	3	1	0	2	8	.125	4	.500	0	0	1	0	0-0	1	1	347

Games played: 10
Shots per game: 0.80;Goals per game: 0.10
Assists per game: 0.00;Points per game: 0.20

CAREER STATS

Season	GP	Min.	G	A	Pts	Shot	Shot%	SOG	SOG%	GW	PK-Att
2016*	19	-	2	0	4	14	.143	8	.571	2	0-0
2017*	15	-	6	0	12	26	.231	15	.577	3	2-2
2018	13	993	0	0	0	2	.000	0	.000	0	0-0
2019	11	1001	2	2	6	7	.286	3	.429	1	2-2
TOTAL	24	1994	2	2	6	9	.222	3	.333	1	2-2
All*	58	1994	10	2	22	49	.204	26	.531	6	4-4

* include statistics from Southern New Hampshire

SEASON STATS

Date	Opponent	Score	GP	GS	G	A	Pts	Sh	Sh%	Sog	Sog%	GW	GT	UA	OT	PK-Att	YC	RC	Min
Aug 30, 2019	CLEVELAND STATE	2-2	*	*	0	0	0	0	.000	0	.000	0	0	0	0	0-0	0	0	110
Sep 03, 2019	KENTUCKY	3-0	*	*	1	0	2	1	1.000	1	1.000	0	0	1	0	1-1	0	0	90
Sep 06, 2019	at FAU	3-0	*	*	1	0	2	2	.667	1	.667	1	0	1	0	1-1	0	0	45
Sep 09, 2019	at South Florida	0-2	*	*	0	0	0	0	.667	0	.667	0	0	0	0	0-0	1	0	90
Sep 13, 2019	at Syracuse	0-0	*	*	0	0	0	0	.667	0	.667	0	0	0	0	0-0	0	0	110
Sep 20, 2019	VIRGINIA TECH	2-1	*	*	0	1	1	1	.500	1	.750	0	0	0	0	0-0	0	0	90
Sep 24, 2019	GEORGETOWN	1-0	*	*	0	1	1	0	.500	0	.750	0	0	0	0	0-0	0	0	106
Sep 27, 2019	NC STATE	1-2	*	*	0	0	0	0	.500	0	.750	0	0	0	0	0-0	0	0	90
Oct 01, 2019	BELMONT	3-0	*	*	0	0	0	3	.286	0	.429	0	0	0	0	0-0	0	0	90
Oct 04, 2019	at Virginia	0-2	*	*	0	0	0	0	.286	0	.429	0	0	0	0	0-0	0	0	90
Oct 11, 2019	at Clemson	0-4	*	*	0	0	0	0	.286	0	.429	0	0	0	0	0-0	0	0	90
Totals		15-13	11	11	2	2	6	7	.286	3	.429	1	0	2	0	2-2	1	0	1001

Games played: 11
Shots per game: 0.64;Goals per game: 0.18
Assists per game: 0.18;Points per game: 0.55



**WILLIAM
HOWARD** **28**

R-Sophomore | 6-5
Chester, Va.
Trinity Episcopal

GOALKEEPER

CAREER NOTES

- Red-shirted during the 2017 season
- Majoring in History
- His mom Amy was a collegiate swimmer at College of William and Mary

PRIOR TO LOUISVILLE

- Played three seasons of prep soccer at Trinity Episcopal School and was named All-Virginia Prep League
- Served as a team captain on soccer and swim teams at Trinity Episcopal
- Played club soccer for Richmond Strikers Elite Orange and UFC Wahoo Thunder
- Also earned four prep letters in swimming and four in track and field
- Earned All-State honor as a swimmer and was third in the state in the 300-meter hurdles on the track



**WESTON
KING** **30**

Freshman | 5-8
Lakeland, Fla.
Montverde Academy

GOALKEEPER

CAREER NOTES

- Majoring in Sport Administration
- Attended the same high school at NBA players Joel Embiid, Ben Simmons, D'Angelo Russell, and R.J. Barrett, and MLB'er Francisco Lindor
- Sister, Mackenzie, played soccer at Colorado Mesa

PRIOR TO LOUISVILLE

- As a senior, he was named Second Team All-America, Florida All-State Team and Florida-North All-Region Team
- As a sophomore named to the All-Conference First Team South
- Made his PDL debut for The Villages SC in 2018



**JAKE
GELNOVATCH** **31**

R-Junior | 5-11
Earlsville, Va.
Albemarle

GOALKEEPER

CAREER NOTES

- Named ACC Co-Defensive Player of the Week (9/9/19)
- Red-shirted during the 2016 season
- Majoring in Sport Administration
- 2018 ACC Championship All-Tournament Team
- 2018 All-ACC Academic team
- Mom, Missi, played field hockey at Iowa and Dad, George, played soccer at Virginia, and has been the head coach of the Cavaliers since 1996.

PRIOR TO LOUISVILLE

- Lettered in prep soccer at Albemarle High School from 2012-16
- Member of Albemarle's 5A state championship team in 2016
- Competed for the US U18 national team in Azerbaijan

CAREER STATS

SEASON STATS

CAREER STATS

SEASON STATS

CAREER STATS

Season	GP	Minutes	GA	GAAvg	Saves	Save%	W	L	T	Sho
2017	11	985:00	9	0.82	15	.625	7	1	2	5
2018	15	1439:08	15	0.94	35	.700	9	3	3	5
2019	11	1045:44	13	1.12	32	.711	5	4	2	5
TOTAL	37	3469:52	37	0.96	82	.689	21	8	7	15

SEASON STATS

Date	Opponent	Score	GP	GS	Minutes	GA	GAAvg	Saves	Save%	W	L	T	Sho	Faced
Aug 30, 2019	CLEVELAND STATE	2-2	*	*	110:00	2	1.64	4	.667	0	0	1	-	9
Sep 03, 2019	KENTUCKY	3-0	*	*	90:00	0	0.90	3	.778	1	0	1	1	10
Sep 06, 2019	at FAU	3-0	*	*	90:00	0	0.62	3	.833	2	0	1	1	10
Sep 09, 2019	at South Florida	0-2	*	*	90:00	2	0.95	2	.750	2	1	1	-	9
Sep 13, 2019	at Syracuse	0-0	*	*	110:00	0	0.73	7	.826	2	1	2	1	14
Sep 20, 2019	VIRGINIA TECH	2-1	*	*	90:00	1	0.78	0	.792	3	1	2	-	8
Sep 24, 2019	GEORGETOWN	1-0	*	*	105:44	0	0.66	2	.808	4	1	2	1	11
Sep 27, 2019	NC STATE	1-2	*	*	90:00	2	0.81	3	.774	4	2	2	-	7
Oct 01, 2019	BELMONT	3-0	*	*	90:00	0	0.73	0	.774	5	2	2	1	2
Oct 04, 2019	at Virginia	0-2	*	*	90:00	2	0.85	6	.769	5	3	2	-	11
Oct 11, 2019	at Clemson	0-4	*	*	90:00	4	1.12	2	.711	5	4	2	-	12
			11	11	1045:44	13	1.12	32	.711	5	4	2	5	103

LOUISVILLE SEASON STATS

RECORD:	OVERALL	HOME	AWAY	NEUTRAL
ALL GAMES	5-4-2	4-1-1	1-3-1	0-0
CONFERENCE	1-3-1	1-1	0-2-1	0-0
NON-CONFERENCE	4-1-1	3-0-1	1-1	0-0

Date	Opponent	Score	Att.
Aug 30	CLEVELAND STATE	To2 2-2	1115
Sep 03	#9 KENTUCKY	w 3-0	2389
Sep 06	at FAU	w 3-0	229
Sep 09	at South Florida	L 0-2	702
* Sep 13	at Syracuse	To2 0-0	1756
* Sep 20	#17 VIRGINIA TECH	w 2-1	1368
Sep 24	#2 GEORGETOWN	Wo2 1-0	1053
* Sep 27	NC STATE	L 1-2	1057
Oct 01	BELMONT	w 3-0	851
* Oct 04	at #1 Virginia	L 0-2	3008
* Oct 11	at #11 Clemson	L 0-4	1700

TEAM STATISTICS	LOU	OPP
SHOT STATISTICS		
Goals-Shot attempts	15-135	13-105
Goals scored per game	1.36	1.18
Shot pct.	.111	.124
Shots on goal-Attempts	65-135	45-105
SOG pct.	.481	.429
Shots/Game	12.3	9.5
GOAL BREAKDOWN		
Penalty	2	1
Unassisted	6	6
Overtime	1	0
CORNER KICKS	58	43
PENALTY KICKS	2-2	1-2
OFFSIDES	33	24
PENALTIES		
Fouls	144	152
Yellow cards	26	22
Red cards	4	1
ATTENDANCE		
Total	7833	7395
Dates/Avg Per Date	6/1306	5/1479
Neutral Site #/Avg	0/0	

#	Player	gp	g	a	pts	sh	sh%	sog	sog%	gw	pk-att
12	Cherif Dieye	11	5	2	12	45	.111	23	.511	2	0-0
10	Kino Ryosuke	11	3	0	6	11	.273	7	.636	1	0-0
27	Louka Masset	11	2	2	6	7	.286	3	.429	1	2-2
9	Emil Elveroth	10	2	1	5	8	.250	5	.625	1	0-0
23	Izaiah Jennings	10	1	0	2	8	.125	4	.500	0	0-0
20	Cody Cochran	11	1	2	4	5	.200	2	.400	0	0-0
17	Elijah Amo	10	0	1	1	9	.000	4	.444	0	0-0
21	Neil Boyal	7	0	0	0	2	.000	1	.500	0	0-0
22	Liam Bennett	11	0	0	0	3	.000	0	.000	0	0-0
31	Jake Gelnovatch	11	0	0	0	0	.000	0	.000	0	0-0
2	William Portman	2	0	0	0	0	.000	0	.000	0	0-0
5	Will Hirschman	8	0	1	1	0	.000	0	.000	0	0-0
18	Jack Hickey	2	0	0	0	0	.000	0	.000	0	0-0
3	Lamine Conte	4	0	0	0	2	.000	1	.500	0	0-0
7	Pedro Fonseca	1	0	0	0	0	.000	0	.000	0	0-0
14	Carlos Sanchis	5	0	0	0	2	.000	0	.000	0	0-0
15	Connor Brazil	9	0	0	0	2	.000	2	1.000	0	0-0
13	Bradley Sample	11	0	0	0	7	.000	2	.286	0	0-0
11	Cameron Wheeler	9	0	1	1	3	.000	1	.333	0	0-0
8	Jack Fasten	10	0	0	0	1	.000	1	1.000	0	0-0
6	Leonard Getz	10	0	1	1	6	.000	3	.500	0	0-0
4	Haji Abdikadir	11	0	0	0	14	.000	5	.357	0	0-0
	Total	11	15	11	41	135	.111	65	.481	5	2-2
	Opponents	11	13	9	35	105	.124	45	.429	4	1-2

#	Goalie	GP	Min.	GA	GAAvg	Saves	Pct	W-L-T	Sho
31	Jake Gelnovatch	11	1045:44	13	1.12	32	.711	5-4-2	5/0
	Total	11	1045:44	13	1.12	32	.711	5-4-2	5
	Opponents	11	1045:44	15	1.29	50	.769	4-5-2	4

Goals by Period	1st	2nd	OT	OT2	Total
Louisville	4	10	0	1	15
Opponents	8	5	0	0	13

Shots by Period	1st	2nd	OT	OT2	Total
Louisville	56	67	4	8	135
Opponents	51	50	1	3	105

Saves by Period	1st	2nd	OT	OT2	Total
Louisville	12	17	1	2	32
Opponents	23	22	1	4	50

Corners by Period	1st	2nd	OT	OT2	Total
Louisville	18	33	3	4	58
Opponents	16	26	0	1	43

Fouls by Period	1st	2nd	OT	OT2	Total
Louisville	70	66	4	4	144
Opponents	68	75	5	4	152

LOUISVILLE ACC STATS

RECORD:	OVERALL	HOME	AWAY	NEUTRAL
ALL GAMES	1-3-1	1-1	0-2-1	0-0
CONFERENCE	1-3-1	1-1	0-2-1	0-0
NON-CONFERENCE	0-0	0-0	0-0	0-0

Date	Opponent		Score	Att.
* Sep 13	at Syracuse	To2	0-0	1756
* Sep 20	#17 VIRGINIA TECH	w	2-1	1368
* Sep 27	NC STATE	L	1-2	1057
* Oct 04	at #1 Virginia	L	0-2	3008
* Oct 11	at #11 Clemson	L	0-4	1700

TEAM STATISTICS	LOU	OPP
SHOT STATISTICS		
Goals-Shot attempts	3-52	9-54
Goals scored per game	0.60	1.80
Shot pct.	.058	.167
Shots on goal-Attempts	22-52	27-54
SOG pct.	.423	.500
Shots/Game	10.4	10.8
GOAL BREAKDOWN		
Penalty	0	1
Unassisted	1	4
Overtime	0	0
CORNER KICKS	27	24
PENALTY KICKS	0-0	1-2
OFFSIDES	22	15
PENALTIES		
Fouls	77	78
Yellow cards	14	9
Red cards	2	1
ATTENDANCE		
Total	2425	6464
Dates/Avg Per Date	2/1212	3/2155
Neutral Site #/Avg	0/0	

#	Player	gp	g	a	pts	sh	sh%	sog	sog%	gw	pk-att
12	Cherif Dieye	5	2	1	5	19	.105	8	.421	1	0-0
9	Emil Elveroth	5	1	0	2	5	.200	2	.400	0	0-0
4	Haji Abdikadir	5	0	0	0	6	.000	1	.167	0	0-0
6	Leonard Getz	5	0	0	0	2	.000	1	.500	0	0-0
5	Will Hirschman	5	0	1	1	0	.000	0	.000	0	0-0
8	Jack Fasteen	4	0	0	0	0	.000	0	.000	0	0-0
3	Lamine Conte	3	0	0	0	2	.000	1	.500	0	0-0
10	Kino Ryosuke	5	0	0	0	3	.000	3	1.000	0	0-0
13	Bradley Sample	5	0	0	0	5	.000	1	.200	0	0-0
15	Connor Brazil	3	0	0	0	0	.000	0	.000	0	0-0
21	Neil Boyal	2	0	0	0	0	.000	0	.000	0	0-0
22	Liam Bennett	5	0	0	0	0	.000	0	.000	0	0-0
27	Louka Masset	5	0	1	1	1	.000	1	1.000	0	0-0
31	Jake Gelnovatch	5	0	0	0	0	.000	0	.000	0	0-0
2	William Portman	1	0	0	0	0	.000	0	.000	0	0-0
7	Pedro Fonseca	1	0	0	0	0	.000	0	.000	0	0-0
11	Cameron Wheeler	3	0	0	0	0	.000	0	.000	0	0-0
23	Izaiah Jennings	4	0	0	0	3	.000	1	.333	0	0-0
14	Carlos Sanchis	3	0	0	0	0	.000	0	.000	0	0-0
20	Cody Cochran	5	0	0	0	2	.000	1	.500	0	0-0
17	Elijah Amo	5	0	0	0	4	.000	2	.500	0	0-0
Total		5	3	3	9	52	.058	22	.423	1	0-0
Opponents		5	9	7	25	54	.167	27	.500	3	1-2

#	Goalie	GP	Min.	GA	GAAvg	Saves	Pct	W-L-T	Sho
31	Jake Gelnovatch	5	470:00	9	1.72	18	.667	1-3-1	1/0
Total		5	470:00	9	1.72	18	.667	1-3-1	1
Opponents		5	470:00	3	0.57	19	.864	3-1-1	3

Goals by Period	1st	2nd	OT	OT2	Total
Louisville	0	3	0	0	3
Opponents	6	3	0	0	9

Shots by Period	1st	2nd	OT	OT2	Total
Louisville	18	32	1	1	52
Opponents	30	24	0	0	54

Saves by Period	1st	2nd	OT	OT2	Total
Louisville	7	11	0	0	18
Opponents	8	10	0	1	19

Corners by Period	1st	2nd	OT	OT2	Total
Louisville	6	17	3	1	27
Opponents	9	15	0	0	24

Fouls by Period	1st	2nd	OT	OT2	Total
Louisville	40	35	1	1	77
Opponents	33	43	1	1	78



LOUISVILLE CARDINALS

OVERALL 5-4-2 LEAGUE 1-3-1 NON-LEAGUE 4-1-1 HOME 4-1-1 AWAY 1-3-1 NEUTRAL 0-0-0

Head Coach: John Michael Hayden
Alma Mater: Indiana '07
Record at Louisville: 5-4-2 (1 year)
41st Season in Program History
All-Time Record: 346-364-85

Assistant Coaches: Bryan Green,
Donovan Dowling and Robbe Tarver
Team Captains: Liam Bennett,
Cody Cochran, Lamine Conte, Louka
Masset

1 • WILL MEYER • GK • R-Jr. • 6-1 • Solon, Ohio • Solon

Season	GP	GS	Min	GoA	Sv	GAavg	Sv%	Sho	W	L	T
	0	0	0	0	0	0	0	0	0	0	0
Career	GP	GS	Min	GoA	Sv	GAavg	Sv%	Sho	W	L	T
	15	13	1280:54	11	31	0.77	.738	9	8	3	3

Season High	Career High	Career Notes
Min	110:00, three times	3+ Saves
Saves	4, three times	
Goals All.	3, three times	
Ast	—	

2 • WILLIAM PORTMAN • D • So. • 5-8 • Sheffield, England

Season	GP	GS	Min	Go	Ast	Pts	Sh	Sog	YC	RC	GW	PK
	2	1	43	0	0	0	0	0	1	1	0	0
Career	GP	GS	Min	Go	Ast	Pts	Sh	Sog	YC	RC	GW	PK
	19	17	1575	0	0	0	2	2	7	1	0	0

Season High	Career High	Career Notes
23, vs. Belmont, 10/1/19	Min	110, three times
—	Goal	—
—	Ast	—
—	Shots	1, two times
—	SOG	1, two times

3 • LAMINE CONTE • (lah-MEAN CON-tee) • MF • Sr. • 5-10 • Conakary, Guinea • Mobile

Season	GP	GS	Min	Go	Ast	Pts	Sh	Sog	YC	RC	GW	PK
	4	2	198	0	0	0	2	1	2	0	0	0
Career	GP	GS	Min	Go	Ast	Pts	Sh	Sog	YC	RC	GW	PK
	23	17	1492	0	1	1	3	1	6	0	0	0

Season High	Career High	Career Notes
80, vs. Virginia Tech, 9/20/19	Min	110, vs. Syracuse, 10/12/18
—	Goal	—
—	Ast	1, vs. Michigan State, 11/18/18
2, vs. Virginia Tech, 9/20/19	Shots	2, vs. Virginia Tech, 9/20/19
1, vs. Virginia Tech, 9/20/19	SOG	1, vs. Virginia Tech, 9/20/19

4 • HAJI ABDIKADIR • (HA-jee ob-DEE-kuh-deer) • F • So. • 5-9 • Louisville, Ky. • Collegiate

Season	GP	GS	Min	Go	Ast	Pts	Sh	Sog	YC	RC	GW	PK
	11	8	595	0	0	0	14	5	1	0	0	0
Career	GP	GS	Min	Go	Ast	Pts	Sh	Sog	YC	RC	GW	PK
	20	8	862	2	0	4	20	8	2	0	0	0

Season High	Career High	Career Notes
73, at Syracuse, 9/13/19	Min	73, at Syracuse, 9/13/19
—	Goal	1, two times
—	Ast	—
3, two times	Shots	3, two times
2, vs. Belmont, 10/1/19	SOG	2, vs. Belmont, 10/1/19

5 • WILL HIRSCHMAN • (Hersh-man) • D • Jr. • 6-0 • Carmel, Ind. • Ohio State

Season	GP	GS	Min	Go	Ast	Pts	Sh	Sog	YC	RC	GW	PK
	8	1	307	0	1	1	0	0	1	0	0	0
Career	GP	GS	Min	Go	Ast	Pts	Sh	Sog	YC	RC	GW	PK
	8	1	307	0	1	1	0	0	1	0	0	0

Season High	Career High	Career Notes
90, at Clemson, 10/11/19	Min	90, at Clemson, 10/11/19
—	Goal	—
1, vs. NC State, 9/27/19	Ast	1, vs. NC State, 9/27/19
—	Shots	—
—	SOG	—

6 • LEONARD GETZ • D • Fr. • 5-9 • Fredrikstad, Norway

Season	GP	GS	Min	Go	Ast	Pts	Sh	Sog	YC	RC	GW	PK
	10	10	900	0	1	1	6	3	0	0	0	0
Career	GP	GS	Min	Go	Ast	Pts	Sh	Sog	YC	RC	GW	PK
	10	10	900	0	1	1	6	3	0	0	0	0

Season High	Career High	Career Notes
110, at Syracuse, 9/13/19	Min	110, at Syracuse, 9/13/19
—	Goal	—
1, vs. Cleveland State, 8/30/19	Ast	1, vs. Cleveland State, 8/30/19
2, at USF, 9/9/19	Shots	2, at USF, 9/9/19
1, two times	SOG	1, two times

7 • PEDRO FONSECA • (PHONE-see-kuh) • F • So. • 5-8 • Rio de Janeiro, Brazil

Season	GP	GS	Min	Go	Ast	Pts	Sh	Sog	YC	RC	GW	PK
	1	0	20	0	0	0	0	0	0	0	0	0
Career	GP	GS	Min	Go	Ast	Pts	Sh	Sog	YC	RC	GW	PK
	10	2	359	1	3	5	7	2	3	1	0	0

Season High	Career High	Career Notes
20, vs. Virginia Tech, 9/20/19	Min	62, vs. Michigan State, 11/18/18
—	Goal	1, vs. Lipscomb, 10/16/18
—	Ast	1, three times
—	Shots	2, two times
—	SOG	1, two times

8 • JACK FASTEN • MF • Fr. • 5-10 • Louisville, Ky. • Indiana University H.S.

Season	GP	GS	Min	Go	Ast	Pts	Sh	Sog	YC	RC	GW	PK
	10	4	426	0	0	0	1	1	1	0	0	0
Career	GP	GS	Min	Go	Ast	Pts	Sh	Sog	YC	RC	GW	PK
	10	4	426	0	0	0	1	1	1	0	0	0

Season High	Career High	Career Notes
82, vs. Virginia Tech, 9/20/19	Min	82, vs. Virginia Tech, 9/20/19
—	Goal	—
—	Ast	—
1, vs. Belmont, 10/1/19	Shots	1, vs. Belmont, 10/1/19
1, vs. Belmont, 10/1/19	SOG	1, vs. Belmont, 10/1/19

9 • EMIL ELVEROTH • (UH-meal L-ver-roth) • F • Jr. • 6-0 • Halmstad, Sweden • UNCW

Season	GP	GS	Min	Go	Ast	Pts	Sh	Sog	YC	RC	GW	PK
	10	10	559	2	1	5	8	5	2	0	1	0
Career	GP	GS	Min	Go	Ast	Pts	Sh	Sog	YC	RC	GW	PK
	10	10	559	2	1	5	8	5	2	0	1	0

Season High	Career High	Career Notes
84, at Syracuse, 9/13/19	Min	84, at Syracuse, 9/13/19
1, two times	Goal	1, two times
—	Ast	—
1, eight times	Shots	1, eight times
1, five times	SOG	1, five times

10 • KINO RYOSUKE • (KEY-no rio-SKAY) • F • Sr. • 5-8 • Hyogo, Japan • Marshalltown C.C.

Season	GP	GS	Min	Go	Ast	Pts	Sh	Sog	YC	RC	GW	PK
	11	3	479	3	0	6	11	7	0	0	1	0
Career	GP	GS	Min	Go	Ast	Pts	Sh	Sog	YC	RC	GW	PK
	29	19	1595	4	3	11	24	11	1	0	1	0

Season High	Career High	Career Notes
58, at USF, 9/9/19	Min	91, vs. Charlotte, 9/18/2018
2, vs. Belmont, 10/1/19	Goal	2, vs. Belmont, 10/1/19
—	Ast	1, three times
4, vs. Belmont, 10/1/19	Shots	4, vs. Belmont, 10/1/19
2, vs. Belmont, 10/1/19	SOG	2, vs. Belmont, 10/1/19

11 • CAMERON WHEELER • MF • R-So. • 5-10 • Louisville, Ky. • Collegiate

Season	GP	GS	Min	Go	Ast	Pts	Sh	Sog	YC	RC	GW	PK
	9	4	453	0	1	1	3	1	0	0	0	0
Career	GP	GS	Min	Go	Ast	Pts	Sh	Sog	YC	RC	GW	PK
	25	7	1120	0	2	2	14	2	3	0	0	0

Season High	Career High	Career Notes
79, vs. Cleveland State, 8/30/19	Min	83, vs. Syracuse, 10/12/18
—	Goal	—
1, at FAU, 9/6/19	Ast	1, two times
1, three times	Shots	2, two times
1, vs. Kentucky, 9/3/19	SOG	1, two times

12 • CHERIF DIEYE • (shuh-REEF JAY) • MF • Sr. • 5-10 • Dakar, Senegal • IMG Academy

Season	GP	GS	Min	Go	Ast	Pts	Sh	Sog	YC	RC	GW	PK
	11	10	845	5	2	12	45	23	4	0	2	0
Career	GP	GS	Min	Go	Ast	Pts	Sh	Sog	YC	RC	GW	PK
	72	31	3479	17	4	38	139	62	11	0	6	0

Season High	Career High	Career Notes
105, at Syracuse, 9/13/19	Min	105, at Syracuse, 9/13/19
2, vs. Virginia Tech, 9/20/19	Goal	2, vs. Virginia Tech, 9/20/19
1, two times	Ast	1, four times
6, three times	Shots	6, three times
4, two times	SOG	4, two times

13 • BRADLEY SAMPLE • MF • Fr. • 6-1 • Channahon, Ill. • Providence Catholic

Season	GP	GS	Min	Go	Ast	Pts	Sh	Sog	YC	RC	GW	PK
	11	6	811	0	0	0	7	2	2	0	0	0
Career	GP	GS	Min	Go	Ast	Pts	Sh	Sog	YC	RC	GW	PK
	11	6	811	0	0	0	7	2	2	0	0	0

Season High	Career High	Career Notes
93, vs. Georgetown, 9/24/19	Min	93, vs. Georgetown, 9/24/19
—	Goal	—
—	Ast	—
2, two times	Shots	2, two times
1, two times	SOG	1, two times

14 • CARLOS SANCHIS • (Sanchez) • MF • Jr. • 5-7 • Madrid, Spain • Florida Atlantic

Season	GP	GS	Min	Go	Ast	Pts	Sh	Sog	YC	RC	GW	PK
	0	0	0	0	0	0	0	0	0	0	0	0
Career	GP	GS	Min	Go	Ast	Pts	Sh	Sog	YC	RC	GW	PK
	0	0	0	0	0	0	0	0	0	0	0	0

Season High	Career High	Career Notes
55, vs. Belmont, 10/1/19	Min	55, vs. Belmont, 10/1/19
—	Goal	—
—	Ast	—
2, vs. Belmont, 10/1/19	Shots	2, vs. Belmont, 10/1/19
—	SOG	—

**15 • CONNOR BRAZIL • D • R-Jr. • 5-8 • Chesterfield, Mich. • Anchor Bay**

Season	GP	GS	Min	Go	Ast	Pts	Sh	Sog	YC	RC	GW	PK
	9	6	448	0	0	0	2	2	0	0	0	0
Career	GP	GS	Min	Go	Ast	Pts	Sh	Sog	YC	RC	GW	PK
	24	16	1393	0	0	0	3	2	0	0	0	0

**16 • DIALLO IRAKOZE • (dee-AH-low ear-UH-co-zuh) • MF • Fr. • 5-8 • Lexington, Ky. • Bryan Station**

Season	GP	GS	Min	Go	Ast	Pts	Sh	Sog	YC	RC	GW	PK
	0	0	0	0	0	0	0	0	0	0	0	0
Career	GP	GS	Min	Go	Ast	Pts	Sh	Sog	YC	RC	GW	PK
	0	0	0	0	0	0	0	0	0	0	0	0

**17 • ELIJAH AMO • (Ahh-moe) • MF • Jr. • 5-8 • Lothian, Md. • Southern**

Season	GP	GS	Min	Go	Ast	Pts	Sh	Sog	YC	RC	GW	PK
	10	9	739	0	1	1	9	4	1	1	0	0
Career	GP	GS	Min	Go	Ast	Pts	Sh	Sog	YC	RC	GW	PK
	39	10	1604	3	1	7	22	13	4	1	2	0

**18 • JACK HICKEY • D • R-Fr. • 6-1 • Richmond, Ky. • Shattuck-St. Mary's**

Season	GP	GS	Min	Go	Ast	Pts	Sh	Sog	YC	RC	GW	PK
	2	0	49	0	0	0	0	0	0	0	0	0
Career	GP	GS	Min	Go	Ast	Pts	Sh	Sog	YC	RC	GW	PK
	2	0	49	0	0	0	0	0	0	0	0	0

**19 • ISAAH WYNDER • (wined-ner) • D • Fr. • 6-1 • Louisville, Ky. • Collegiate**

Season	GP	GS	Min	Go	Ast	Pts	Sh	Sog	YC	RC	GW	PK
	0	0	0	0	0	0	0	0	0	0	0	0
Career	GP	GS	Min	Go	Ast	Pts	Sh	Sog	YC	RC	GW	PK
	0	0	0	0	0	0	0	0	0	0	0	0

**20 • CODY COCHRAN • D • R-Sr. • 5-10 • Louisville, Ky. • DeSales**

Season	GP	GS	Min	Go	Ast	Pts	Sh	Sog	YC	RC	GW	PK
	11	11	1012	1	2	4	5	2	2	0	0	0
Career	GP	GS	Min	Go	Ast	Pts	Sh	Sog	YC	RC	GW	PK
	67	63	5678	4	2	10	19	8	9	0	0	0

**21 • NEIL BOYAL • (boil) • MF • Jr. • 5-6 • Olympia, Wash. • Drexel**


Season	GP	GS	Min	Go	Ast	Pts	Sh	Sog	YC	RC	GW	PK
	7	1	190	0	0	0	2	1	2	0	0	0
Career	GP	GS	Min	Go	Ast	Pts	Sh	Sog	YC	RC	GW	PK
	7	1	190	0	0	0	2	1	2	0	0	0

**22 • LIAM BENNETT • (LEE-um) • MF • R-Jr. • 5-10 • Leeds, England**

Season	GP	GS	Min	Go	Ast	Pts	Sh	Sog	YC	RC	GW	PK
	11	10	788	0	0	0	3	0	3	1	0	0
Career	GP	GS	Min	Go	Ast	Pts	Sh	Sog	YC	RC	GW	PK
	46	43	3442	1	0	2	8	2	10	1	1	0

**23 • IZAAH JENNINGS • F • Jr. • 6-0 • Barrington, R.I. • Barrington**

Season	GP	GS	Min	Go	Ast	Pts	Sh	Sog	YC	RC	GW	PK
	10	3	347	1	0	2	8	4	1	1	0	0
Career	GP	GS	Min	Go	Ast	Pts	Sh	Sog	YC	RC	GW	PK
	44	7	1095	3	0	6	25	16	4	1	1	0

**27 • LOUKA MASSET • (LOU-kuh meh-SAY) • D • Sr. • 6-0 • Paris, France • Southern New Hampshire**

Season	GP	GS	Min	Go	Ast	Pts	Sh	Sog	YC	RC	GW	PK
	11	11	1001	2	2	6	7	3	1	0	1	2
Career	GP	GS	Min	Go	Ast	Pts	Sh	Sog	YC	RC	GW	PK
	24	21	1994	2	2	6	9	3	2	1	1	2

**28 • WILLIAM HOWARD • GK • R-So. • 6-5 • Chester, Va. • Trinity Episcopal**

Season	GP	GS	Min	GoA	Sv	GAavg	Sv%	Sho	W	L	T
	0	0	0	0	0	0	0	0	0	0	0
Career	GP	GS	Min	GoA	Sv	GAavg	Sv%	Sho	W	L	T
	0	0	0	0	0	0	0	0	0	0	0

**30 • WESTON KING • GK • Fr. • 5-8 • Lakeland, Fla. • Montverde Academy**

Season	GP	GS	Min	GoA	Sv	GAavg	Sv%	Sho	W	L	T
	0	0	0	0	0	0	0	0	0	0	0
Career	GP	GS	Min	GoA	Sv	GAavg	Sv%	Sho	W	L	T
	0	0	0	0	0	0	0	0	0	0	0

**31 • JAKE GELNOVATCH • (GELL-no-vatch) • GK • R-Jr. • 5-11 • Earlysville, Va. • Albemarle**

Season	GP	GS	Min	GoA	Sv	GAavg	Sv%	Sho	W	L	T
	11	11	1045:44	13	32	1.12	.711	5	5	4	2
Career	GP	GS	Min	GoA	Sv	GAavg	Sv%	Sho	W	L	T
	37	37	3469:52	37	82	0.96	.689	15	21	8	7

**JOHN MICHAEL HAYDEN • Head Coach • Career Record: 5-4-2**

- 1st season at the helm of the program. Named head coach on Dec. 27, 2018.
- 5th head coach in program history. • Alma mater: Indiana University, '07
- Was an assistant at Louisville from 2016-18 and during the 2012 season.
- During his four seasons as an assistant coach, the program accumulated a 52-19-11 record with four NCAA Championship berths, three Elite Eight appearances and two conference titles.
- Served as associate head coach at Xavier in 2015, helping the No. 10 Musketeers compiled 12 wins including wins over No. 2 Notre Dame and No. 1 Creighton.

Season High	Career High	Career Notes
110, vs. Cleveland State, 8/30/19	Min 110, vs. Cleveland State, 8/30/19	
Goal	Goal	
Ast	Ast	
1, two times	Shots 1, three times	
1, two times	SOG 1, two times	

Season High	Career High	Career Notes
Min	Min	
Goal	Goal	
Ast	Ast	
Shots	Shots	
SOG	SOG	

Season High	Career High	Career Notes
93, at Syracuse, 9/13/19	Min 93, at Syracuse, 9/13/19	Game Winning Goal..... 1
Goal	Goal	Goal Off the Bench..... 3
1, vs. Belmont, 10/1/19	Ast 1, vs. Belmont, 10/1/19	
2, four times	Shots 2, six times	
2, at USF, 9/9/19	SOG 2, two times	

Season High	Career High	Career Notes
27, at FAU, 9/6/19	Min 27, at FAU, 9/6/19	
Goal	Goal	
Ast	Ast	
Shots	Shots	
SOG	SOG	

Season High	Career High	Career Notes
Min	Min	
Goal	Goal	
Ast	Ast	
Shots	Shots	
SOG	SOG	

Season High	Career High	Career Notes
110, two times	Min 110, nine times	Game Winning Assist..... 1
1, vs. Cleveland State, 8/30/19	Goal 1, four times	
1, two times	Ast 1, two times	
2, vs. Cleveland State, 8/30/19	Shots 2, three times	
1, vs. Cleveland State, 8/30/19	SOG 1, seven times	

Season High	Career High	Career Notes
48, at FAU, 9/6/19	Min 48, at FAU, 9/6/19	Transferred in from Drexel for the 2019 season.
Goal	Goal	
Ast	Ast	
2, at FAU, 9/6/19	Shots 2, at FAU, 9/6/19	
1, at FAU, 9/6/19	SOG 1, at FAU, 9/6/19	

Season High	Career High	Career Notes
95, vs. Georgetown, 9/24/19	Min 110, two times	Game Winning Goal..... 1
Goal	Goal 1, at Charlotte, 10/17/17	Goal Off the Bench..... 1
Ast	Ast	
2, vs. Kentucky, 9/3/19	Shots 2, vs. Kentucky, 9/3/19	
SOG	SOG 1, two times	

Season High	Career High	Career Notes
56, vs. Belmont, 10/1/19	Min 56, vs. Belmont, 10/1/19	Game Winning Goal..... 1
1, at FAU, 9/6/19	Goal 1, three times	Goal Off the Bench..... 2
Ast	Ast	3+ SOG..... 1
2, two times	Shots 3, vs. USF, 9/26/17	
2, at FAU, 9/6/19	SOG 2, at FAU, 9/6/19	

Season High	Career High	Career Notes
110, two times	Min 110, three times	Game Winning Goal..... 1
1, two times	Goal 1, two times	Game Winning Assist..... 1
1, two times	Ast 1, two times	Transferred in from Southern New Hampshire for the 2018 season.
3, vs. Belmont, 10/1/19	Shots 3, vs. Belmont, 10/1/19	
1, three times	SOG 1, three times	

Season High	Career High	Career Notes
Min	Min	
Saves	Saves	
Goals All.	Goals All.	
Ast	Ast	

Season High	Career High	Career Notes
Min	Min	
Saves	Saves	
Goals All.	Goals All.	
Ast	Ast	

Season High	Career High	Career Notes
110:00, two times	Min 110:00, eight times	3+ Saves..... 13
7, at Syracuse, 9/13/19	Saves 7, at Syracuse, 9/13/19	5+ Saves..... 3
4, at Clemson, 10/11/19	Goals All. 4, at Clemson, 10/11/19	
Ast	Ast	

- Was an assistant coach at Lipscomb in 2013 and 2014.
- 13th overall pick in 2007 MLS SuperDraft by the Houston Dynamo.
- Won the MLS Cup with the Dynamo during his rookie season.
- Won NCAA championships at IU in 2003 and 2004.
- Big Ten All-Conference selection in 2004 and 2006.
- Two-time Parade Magazine High School All-American
- Gatorade, Eurosport, and NSCAA Kentucky Player of the Year
- John Michael's wife, Hollie played soccer at UofL. The couple have has two sons, Liam and Jacob.

TV/RADIO ROSTER



#1 WILL MEYER
6-1 | Goalkeeper | R-Jr.
Solon, Ohio



#2 WILLIAM PORTMAN
5-8 | Defenseman | So.
Sheffield, England



#3 LAMINE CONTE
5-10 | Midfielder | Sr.
Conakary, Guinea



#4 HAJI ABDIKADIR
5-9 | Forward | So.
Louisville, Kentucky



#5 WILL HIRSCHMAN
6-0 | Defenseman | Jr.
Carmel, Indiana



#6 LEONARD GETZ
5-9 | Defenseman | Fr.
Fredrikstad, Norway



#7 PEDRO FONSECA
5-8 | Forward | So.
Rio de Janeiro, Brazil



#8 JACK FASTEN
5-10 | Midfielder | Fr.
Louisville, Kentucky



#9 EMIL ELVEROTH
6-0 | Forward | Jr.
Halmstad, Sweden



#10 KINO RYOSUKE
5-8 | Forward | Sr.
Hyogo, Japan



#11 CAMERON WHEELER
5-10 | Midfielder | R-So.
Louisville, Kentucky




#12 CHERIF DIEYE
5-10 | Midfielder | Sr.
Dakar, Senegal



#13 BRADLEY SAMPLE
6-1 | Midfielder | Fr.
Channahon, Illinois



#14 CARLOS SANCHIS
5-7 | Midfielder | Jr.
Madrid, Spain




#15 CONNOR BRAZIL
5-8 | Defenseman | R-Jr.
Chesterfield, Michigan



#16 DIALLO IRAKOZE
5-8 | Midfielder | Fr.
Lexington, Kentucky



#17 ELIJAH AMO
5-8 | Midfielder | Jr.
Lothian, Maryland



#18 JACK HICKEY
6-1 | Defenseman | R-Fr.
Richmond, Kentucky



#19 ISAIAH WYNDER
6-1 | Defenseman | Fr.
Louisville, Kentucky



#20 CODY COCHRAN
5-10 | Defenseman | R-Sr.
Louisville, Kentucky



#21 NEIL BOYAL
5-6 | Midfielder | Jr.
Olympia, Washington



#22 LIAM BENNETT
5-10 | Midfielder | R-Jr.
Leeds, England



#23 IZAIHA JENNINGS
6-0 | Forward | Jr.
Barrington, Rhode Island



#27 LOUKA MASSET
6-0 | Defenseman | Sr.
Paris, France



#28 WILLIAM HOWARD
6-5 | Goalkeeper | R-So.
Chester, Virginia



#30 WESTON KING
5-8 | Goalkeeper | Fr.
Lakeland, Florida




#31 JAKE GELNOVATCH
5-11 | Goalkeeper | R-Jr.
Earlsville, Virginia



JOHN MICHAEL HAYDEN
Head Coach
Head Coach (1st Year)



BRYAN GREEN
Associate Head Coach
1st Season



DONOVAN DOWLING
Assistant Coach
2nd Season



ROBBE TARVER
Vol. Assistant Coach
3rd Season

PRONUNCIATIONS

Haji Abdikadir	HA-jee ob-DEE-kuh-deer
Elijah Amo	Ahh-moe
Liam Bennett	LEE-um
Neil Boyal	boil
Lamine Conte	lah-MEAN CON-tee
Cherif Dieye	shuh-REEF JAY
Emil Elveroth	UH-meal L-ver-roth
Pedro Fonseca	PHONE-see-kuh
Jake Gelnovatch	GELL-no-vatch (hard G – like “game”)
Will Hirschman	Hersh-man
Diallo Irakoze	dee-AH-low ear-UH-co-zuh
Louka Masset	LOU-kuh meh-SAY
Kino Ryosuke	KEY-no rio-SKAY
Carlos Sanchis	Sanchez
Isaiah Wynder	wined-ner (Like wind a watch)